

Bandel Educational Foundation

REGD. OFFICE : Manaspur ,Bandel, Hooghly:-712123

Registered under The West Bengal Societies Registration Act 1961

REGISTRATION NO. :- S/IL/47447

AUDIT REPORT
&
ANNUAL ACCOUNTS
2017-18

S NANDI AND ASSOCIATES

Chartered Accountants

Saheb Bagan, Bandel, Hooghly, 712123.

Phone-26310946

City Office: 45/1F, MD Road, Dum Dum Cantt., Kolkata-700028

E mail-subhasisnandi@gmail.com

FORM ITR-V

INDIAN INCOME TAX RETURN VERIFICATION FORM

[Where the data of the Return of Income in Form ITR-1 (SAHAJ), ITR-2, ITR-3, ITR-4(SUGAM), ITR-5, ITR-7 transmitted electronically without digital signature] .

(Please see Rule 12 of the Income-tax Rules, 1962)

Assessment Year
2018-19PERSONAL INFORMATION AND THE
DATE OF ELECTRONIC
TRANSMISSION

Name BANDEL EDUCATIONAL FOUNDATION		PAN AAAAAB6471D	
Flat/Door/Block No 0	Name Of Premises/Building/Village MNASPUR	Form No. which has been electronically transmitted ITR-7	
Road/Street/Post Office BANDEL	Area/Locality MANASPUR		
Town/City/District HOOGHLY	State WEST BENGAL	Pin/ZipCode 712123	Aadhaar Number/ Enrollment ID
Designation of AO (Ward / Circle) WARD 1(2),EXEMPT, KOLKATA		Original or Revised ORIGINAL	
E-filing Acknowledgement Number 976111640020818		Date(DD-MM-YYYY) 02-08-2018	


COMPUTATION OF INCOME
AND TAX THEREON

1	Gross Total Income	1	0
2	Deductions under Chapter-VI-A	2	0
3	Total Income	3	0
a	Current Year loss, if any	3a	0
4	Net Tax Payable	4	0
5	Interest and Fee Payable	5	0
6	Total Tax, Interest and Fee Payable	6	0
7	Taxes Paid		
a	Advance Tax	7a	0
b	TDS	7b	41410
c	TCS	7c	0
d	Self Assessment Tax	7d	0
e	Total Taxes Paid (7a+7b+7c +7d)	7e	41410
8	Tax Payable (6-7e)	8	0
9	Refund (7e-6)	9	41410
10	Exempt Income		
	Agriculture		
	Others	10	0

VERIFICATION

I, TAPAS KUMAR SAHA son/ daughter of MAKHAN LAL SAHA, holding Permanent Account Number AMIPS1679R solemnly declare to the best of my knowledge and belief, the information given in the return and the schedules thereto which have been transmitted electronically by me vide acknowledgement number mentioned above is correct and complete and that the amount of total income and other particulars shown therein are truly stated and are in accordance with the provisions of the Income-tax Act, 1961, in respect of income chargeable to income-tax for the previous year relevant to the assessment year 2018-19. I further declare that I am making this return in my capacity as SECRETARY and I am also competent to make this return and verify it.

Sign here



Date 02-08-2018

Place HOOGHLY

If the return has been prepared by a Tax Return Preparer (TRP) give further details as below:

Identification No. of TRP	Name of TRP	Counter Signature of TRP

For Office Use Only

Receipt No

Filed from IP address 117.194.14.146

Date

Seal and signature of
receiving official

AAAAAB6471D07976111640020818408E9420B45A8D571816C962C7E2A116528840A0

Please send the duly signed Form ITR-V to "Centralized Processing Centre, Income Tax Department, Bengaluru 560500", by ORDINARY POST OR SPEED POST ONLY, within 120 days from date of transmitting the data electronically. Form ITR-V shall not be received in any other office of the Income-tax Department or in any other manner. The confirmation of receipt of this Form ITR-V at ITD-CPC will be sent to the e-mail address actsproit@gmail.com

S NANDI AND ASSOCIATES

Chartered Accountants

CA S. NANDI

M.Com., L.L.B., FCA



H.O.: Saheb Bagan, P.O.: Bandel,
District : Hooghly, W.B., India
Pin-712123, Tel : 033-2631 0946
Mobile : 9830172638, 7980089648
E-Mail- nandisubhasis@gmail.com
snandiandassociates@gmail.com

City Office : 45/1F, MD Road,
Dumdum Cantt., Kolkata-700028

AUDITOR'S REPORT

We have audited the attached Consolidated Balance Sheet of **Bandel Educational Foundation** having its registered office at Manushpur, Bandel, Hooghly, 712123 and Polytechnic Institute campus namely **Technique Polytechnic Institute** at Panchhrakhi, Sugandha, Hooghly, 712123 as at 31.03.2018 and also the attached Income & Expenditure Account and Receipts & Payments Account for the period ended on the same date annexed thereto which have been signed under reference to this report. These financial statements are the responsibility of the Societies management. Our responsibility is to express our opinion on these financial statements based on our audit.

We conducted our audit in accordance with the auditing standards generally accepted in India. Those standards require that we plan and perform the audit to obtain reasonable assurance about whether the financial statements are free of material misstatement. An audit includes examining, on a test basis, evidence supporting the amounts and disclosures in the financial statements. An audit also includes assessing the accounting principles used and significant estimates made by the management, as well as evaluating the overall financial statement presentation. We believe that our audit provides a reasonable basis for our opinion on the aforesaid financial statements.

We have obtained all the information and explanations which to the best of our knowledge and belief were necessary for the purpose of our Audit.

The Balance Sheet and the Income & Expenditure Account dealt with by this report are in agreement with the books of accounts as verified by us.

In our opinion and to the best of our information and according to the explanations given to us and subject to the accounting policies and notes on accounts appearing in the said financial statements together with notes thereon and attached thereto give a true and fair view.

1. In the case of Balance Sheet, of the state of affairs of the society as at 31.03.2018
2. In the case of Income & Expenditure Account of the **surplus** of the society up to the period ended on 31.03.2018.

Dated: - 1 AUG 2018
Place: - Hooghly

Signed in term of our report of even date

For S NANDI AND ASSOCIATES
Chartered Accountants

CA Subhasis Nandi
M.No-058698
Proprietor
F.Reg.No.330169E



Bandel Educational Foundation

Manaspur, Bandel, Hooghly-712123

Balance Sheet as at 31-Mar-2018

	Particulars	Note No.	Amount Rs	
I.	<u>LIABILITIES</u>			
1	<u>Corpus Fund</u>	2		75366507.99
2	Current Liabilities			
	(a) Trade Payables		588419.00	
	(b) Other Current Liabilities	3	4218249.00	4806668.00
	Total			80173175.99
II.	<u>ASSETS</u>			
1	Non-Current Assets			
	(a) Fixed Assets			
	(i) Tangible Assets	4		62858215.63
	(b) Loans & Advances	5		1993615.61
2	Current Assets			
	(a) Current Investment	6		11450094.33
	(b) Inventories			326778.87
	(c) Cash and Cash Equivalents	7		3529471.55
	(d) Other current Assets	8		15000.00
	Total			80173175.99
	Contingent Liabilities & Commitments			
	Significant Accounting Policies	1		

The Notes referred to above form an integral part of the The Balance Sheet

As per our report of even date

For S NANDI AND ASSOCIATES

Chartered Accountants

Firm Reg. No : 330169E



CA Subhasis Nandi

Proprietor

M.No. : 058698

Address : Saheb Bagan, Bandel, Hooghly, 712123


Place: Hooghly

Date: 01 AUG 2018

For and On behalf of the Governing Board



Secretary



Treasurer



Bandel Educational Foundation

Manaspur, Bandel, Hooghly-712123

Statement of Income & Expenditure for the year ended 31-Mar-2018

	Particulars	Note No.	Amount Rs
I	Collection From Students		49721849.00
II	Other Income		2487607.33
III	Changes in Inventories		20894.46
IV	TOTAL REVENUE (I + II)		52230350.79
V	EXPENSES		
	Advertisement & Publicity		2029484.00
	AICTE Fees & Expenses		100000.00
	Bank Charge		2413.90
	Books & Periodicals		93605.00
	Charity & Donation		5000.00
	Computer Tools & Maintance		225978.00
	Consumables		13205.00
	Cultural Function & Activities		725154.00
	Departmental Project Expenses		12754.00
	Entertainment Exp		63343.00
	Expenses for NBA Accreditation		40777.00
	Games & Sports		95968.00
	Generator Maintenance Expenses		136201.00
	Insurance		185913.00
	Internet Expenses		93234.00
	Office & Establishment Expenses		305127.00
	Postage & Stamp		8144.00
	Power & Electricity		1380334.95
	Printing & Stationary		438326.00
	Professional Fees		2235500.00
	Puja Expenses		174851.00
	Repairs & Maintenance		623492.00
	Scholarship		150000.00
	Security Service		644207.00
	Software Installation and Upgradation Charges		207154.00
	Statutory Audit Fees		60500.00
	Student Store Expenses		424052.00
	Survey Camp Expenses		247118.00
	Telephone Charges		52089.00
	Training and Placement Exp.		574012.00
	Travelling & Conveyance Expenses		84470.00
	Vehicle Running & Maintenance		342472.56
	Website Development Charge		12000.00
	WBSCTE Affiliation Fees		82500.00
	Workshop and Laboratory Exp		159855.44
	Employee Benefit Expenses		30404987.00
	Depreciation and Amortization Expenses	4	7711050.82
	TOTAL EXPENSES		50145272.67
VI	Surplus (Excess of Income over Expenditure) (IV-V)		2085078.12

The Notes referred to above form an integral part of the Statement of Income and Expenditure Account

As per our report of even date

For **M/S S NANDI AND ASSOCIATES**

Chartered Accountants

Firm Reg. No : 330169E

CA Subhasis Nandi

Proprietor

Membership No. : 058698

Address : Saheb Bagan, Bandel, Hooghly, 712123.

Place: Hooghly


Date: **1 AUG 2018**



For and On behalf of the Governing Board

Secretary

Treasurer



Bandel Educational Foundation
Unit-Technique Polytechnic Institute
Panchrokh, P.O: Sugandhya, Dist- Hooghly, Pin-712102
Receipts & Payments Account for the year ended 31st March 2018

Receipts	Amount		Payments	Amount	
	Rs	Rs		Rs	Rs
To Opening Balance			By Purchase of Fixed Assets		95,736.00
Bank Accounts	53,11,565.40		By Payment to S.Creditors Goods & Services		1,20,71,187.00
Cash-in-hand	68,105.00	53,79,670.40	BY Payment of Other Current Liabilities		5,10,761.00
To Collection From Students (Tution fees & Hostel Fees and Others)		5,08,98,320.00	By Investment in Fixed Deposit		51,04,969.00
To Collection for Training & Placement		98,529.00	By Payment of Income Tax (TDS)	29,427.00	
To Other Mis. Receipts from Students		5,43,312.00	By Deposit & Others	6,62,507.00	6,91,934.00
To Interest on Fixed Deposit & Others			By Expenses (Direct Payment)		
Interest Received From Fixed Deposit	3,92,089.00		Salary & Employee Benefits	3,04,04,987.00	
Interest Received From Savings A/C	2,71,740.00	6,63,829.00	Advertisement & Publicity	30,000.00	
			Workshop Exp/Lab Exp	21,657.00	
			Cultural Functions/Seminer & Other Activities	1,43,665.00	
			Cheep Canteen Goods-Purchase	3,16,881.00	
			Affiliation Fees	82,500.00	
			Bank Charges	2,413.90	
			Books and Periodicals	10,109.00	
			Charity & Donation	5,000.00	
			Computer Tools & Maintenance	4,748.00	
			Concession	2,000.00	
			Consumables	12,935.00	
			Entertainment Exp	30,483.00	
			Expenses for Free Jexpo Coaching	43,360.00	
			Expenses for NBA	7,280.00	
			Generator Maintenance Expenses	1,890.00	
			Land Tax	14,873.00	
			Medical Expenses	96,871.00	
			Office Expenses	1,26,631.00	
			Panchayat Tax	10,000.00	
			Postage & Stamp	8,144.00	
			Power & Electricity	12,62,976.95	
			Printing & Stationary	41,480.00	
			Professional Fees	21,60,000.00	
			Repair & Maintenance	94,860.00	
			Scholarship	1,50,000.00	
			Society Renewal Charges	25.00	
			Survey Camp Expenses	57,581.00	
			Telephone Charges	49,009.00	
			Travelling & Conveyance Expenses	50,831.00	
			Vehicle Running & Maintenance	24,153.00	
			Website Development Charge	12,000.00	
			AICTE Expenses	1,00,000.00	
			Departmental Industrial Visit Expenses	1,267.00	
			Departmental Project Expenses	6,128.00	
			Faculty Development Expenses	6,950.00	
			Insurance	1,85,913.00	3,55,79,601.85
			By Closing Balance		
			Bank Accounts	35,02,364.55	
			Cash-in-hand -as Certified	27,107.00	35,29,471.55
Total		5,75,83,660.40	Total		5,75,83,660.40

As per our report of even date
For S NANDI AND ASSOCIATES
Chartered Accountants
Firm Reg. No : 330169E



CA Subhasis Nandi
Proprietor
M.No. : 058698
Address : Saheb Bagan, Bandel, Hooghly, 712123
Place: Hooghly

Date: **01 AUG 2018**

For and On behalf of the Governing Board

(Signature)
Secretary

(Signature)
Treasurer

Bandel Educational Foundation
Registered Office:-Manushpur, Bandel, Hooghly, 712123
2017-18

Note-1

SIGNIFICANT ACCOUNTING POLICIES AND NOTES ON ACCOUNTS FORMONG PART OF THE BALANCE SHEET & INCOME & EXPENDITURE ACCOUNT

Significant Accounting Policies

1 Recognition of Income & Expenditure:-

Tution fees (Gross) and other fees received from student during the year recognized as income on cash basis.

All other income and expenditure have been accounted for on accrual basis except otherwise stated.

2 Accounting for Fixed Assets:-

Fixed Assets are valued at cost of acquisition inclusive of any other related expenditure for bringing the same in working condition.

3 Depreciation accounting:-

Depreciation is provided in accordance with the rates provided in the Income Tax Rule.

4 Accounting for Investment:-

Investment is stated at cost .Interest accrued but not received on investment are included in Investment.


Notes on Accounts

- 1 The fixed assets of the Institute has been verified by the management According to a phased programme which in our opinion is reasonable having regard to the size of the Institute and no material discrepancies between the book records and physical inventory have been noticed.
- 2 Gratuity Paid/ provided as per actuarial valuation received from LIC with whom the Group Gratuity Fund is being maintained.


Dated: - **01 AUG 2018**
Place: - Hooghly


Singed in term of our report of even date


For S NANDI AND ASSOCIATES
Chartered Accountants



CA Subhasis Nandi
M.No-058698
Proprietor
F.Reg.No.330169E


Secretary


Treasurer





Bandel Educational Foundation


Manaspur, Bandel, Hooghly-712123

Notes forming part of the Balance Sheet as on 31st march 2018.

S.L.No.	Particulars	Amount Rs.	Amount Rs.	
Note-2	Corpus Fund			
	Opening Balance		73281429.87	
	Add:-Surplus for the Year		2085078.12	
	Grand Total		75366507.99	
Note-3	Other Current Liabilities			
	Duties & Taxes			
	Tds Payable		66037.00	
	Prof.Tax		10890.00	
		Sub Total		76927.00
	Caution Money			
	Caution Money 2011-12		363700.00	
	Caution Money 2012-13 (@ Rs. 3000/-)		393000.00	
	Caution Money 2013-14 (@ Rs. 2000/-)		258000.00	
	Caution Money 2014-15 (@ Rs. 2000/-)		300000.00	
	Caution Money 2015-16 (@ Rs. 2000/-)		892000.00	
	Caution Money 2016-17 (@ Rs. 2000/-)		980000.00	
	Caution Money 2017-18 (@ Rs. 1000/-)		457000.00	
	Caution Money PT 2017-18 (@Rs.2000/-)		36000.00	
		Sub Total		3679700.00
Other Current Liabilities				
Examination Fees		4250.00		
ISTE Membership Fees (Student)		89681.00		
Jexpo /Voclet Exam From 2017		-3375.00		
Liability for Exp		122646.00		
Review and Registration Fees		490.00		
Students' Welfare Fund		600.00		
Survey Camp Fees-2018		350.00		
WBSCTE Remuneration for Ext. Sess. Exam		14537.00		
	Sub Total		229179.00	
Vocational Liabilities				
Employee's Contribution to PF @12%		1592.00		
Employee's ESI Contribution @ 1.75%		151549.00		
Seat Booking Fees		9302.00		
		70000.00		
	Sub Total		232443.00	
	Grand Total		4218249.00	

[Signature]
Secretary

[Signature]
Treasurer



Bandel Educational Foundation

Unit-Technique Polytechnic Institute
Panchrokh, P.O: Sugandhya, Dist- Hooghly, Pin-712102

STATEMENTS OF FIXED ASSETS AS ON 31st March 2018

Schedule-4


NOTE 4

Description of Assets	Opening GB	Additions	Total Additions	Damage/Sale	Closing GB	Depreciation	Opening Dep	Depreciation	Closing Dep	Net Block
	as on 01.04.2017	01.10.17 to 31.03.18	as on 31.03.2018	01.04.17 to 31.03.18	as on 31.03.18	Rate	up to 31.03.17	01.04.17 to 31.03.18	as on 31.03.18	31.03.2018
Computer Hardware & Software	2278026.00	19352.00	19352.00	0.00	2297378.00	60%	1997,847.47	173,912.72	2171760.19	15817.81
Computer & Printer	1631740.00	19352.00	19352.00	0.00	1651092.00	60%	14,87,137.52	92,567.09	1579704.61	71387.39
Computer Software (Library)	33280.00	0.00	0.00	0.00	33280.00	60%	33,258.19	13.09	33271.28	8.72
Computer Software (Microsoft)	365280.00	0.00	0.00	0.00	365280.00	60%	2,55,242.76	78,022.34	333285.10	52014.90
Cybercam CP25ING	33600.00	0.00	0.00	0.00	33600.00	60%	32,094.72	903.17	32997.89	602.11
Fax Machine	6900.00	0.00	0.00	0.00	6900.00	60%	6,776.35	74.19	6880.54	49.46
Printer Cannon	103896.00	0.00	0.00	0.00	103896.00	60%	1,03,741.11	92.93	103893.04	81.96
Printer Cannon IR2520	83330.00	0.00	0.00	0.00	83330.00	60%	79,596.82	2,239.81	81836.73	1493.27
Furniture & Fixture	886400.00	0.00	80922.00	0.00	967322.00	15%	41,87,626.12	4,86,750.21	46,843,76.33	42,829,45.67
A.C.Machine	340700.00	0.00	0.00	0.00	340700.00	15%	1,54,187.51	27,976.87	1,82,164.38	158,535.62
Fire Alarm	18640.00	0.00	0.00	0.00	18640.00	15%	10,889.63	1,147.56	12,137.19	6502.81
Fire Extinguisher	46088.00	0.00	0.00	0.00	46088.00	15%	22,515.41	3,535.89	26,051.30	20036.70
Furniture & Fixture	8003677.00	80922.00	80922.00	0.00	8084599.00	10%	38,21,437.50	4,22,270.05	42,43,707.55	38,40,891.45
Refrigerator	12800.00	0.00	0.00	0.00	12800.00	15%	8,696.61	615.51	9312.12	3487.88
Turbo Ventilator	144065.00	0.00	0.00	0.00	144065.00	15%	21,809.75	18,368.29	39,978.04	10,408.96
Water Purifier	300430.00	0.00	0.00	0.00	300430.00	15%	1,48,189.71	22,836.04	171,025.75	129,404.25
Office Equipments	1662615.23	1485846.00	1554215.00	0.00	3216830.23	15%	7,35,310.98	3,67,100.21	11,024,11.19	21,144,19.04
Bio-metric Attendance Monitoring System	20300.00	10300.00	10300.00	0.00	30600.00	15%	9,703.27	2,362.01	12,065.28	18,534.72
Cash Checking Machine	1250.00	0.00	0.00	0.00	1250.00	15%	909.39	51.09	960.48	289.52
Cash Counting Machine	22500.00	0.00	0.00	0.00	22500.00	15%	15,287.02	1,081.95	16,368.96	6131.04
Digital Still Camera	15000.00	0.00	0.00	0.00	15000.00	15%	8,745.21	937.77	9685.98	5314.02
Electronics Display Board	9300.00	0.00	0.00	0.00	9300.00	15%	6,055.57	486.66	6,542.24	2757.76
Elevator	569093.00	0.00	0.00	0.00	569093.00	15%	2,45,910.83	48,492.33	2,94,403.15	27,478.95
EPABX System	108144.23	0.00	0.00	0.00	108144.23	15%	24,970.88	12,476.00	37,446.88	70697.35
Finger Print Image Capture Machine	23000.00	0.00	0.00	0.00	23000.00	15%	14,976.14	1,203.58	16,179.72	6820.28
Fire Safety Equipments	0.00	1468869.00	1468869.00	0.00	1468869.00	15%	0.00	2,20,345.35	22,047.65	12,48,823.65
Grass Cutting Machine	26000.00	29000.00	29000.00	0.00	55000.00	15%	16,587.82	3,679.83	20,247.65	35352.35
Gritter Machine (Hitachi)	2525.00	0.00	0.00	0.00	2525.00	15%	700.69	275.65	974.33	1550.67
Gym and Other Accessories	120783.00	649.00	649.00	0.00	120783.00	15%	9,058.73	16,758.64	25,817.37	94965.63
Hostel Equipment	39026.00	0.00	0.00	0.00	39026.00	15%	18,783.90	3,084.99	21,868.89	17,806.11
Lamination Machine	2650.00	0.00	0.00	0.00	2650.00	15%	1,650.55	149.92	1,800.47	849.53
L.C.D.Projector	97777.00	3888.00	3888.00	0.00	101665.00	15%	50,799.37	7,629.84	58,429.22	43,235.78
Microphone Set	120467.00	7993.00	7993.00	0.00	128460.00	15%	45,568.87	12,434.57	58,003.44	70,462.56
Micro-Wave Oven	13760.00	0.00	0.00	0.00	13760.00	15%	7,126.25	998.06	8,124.31	5655.69
Mobile Set	2990.00	0.00	0.00	0.00	2990.00	15%	1,782.82	184.08	1,966.90	1043.10
Musical Instrument	68382.00	4450.00	4450.00	0.00	72830.00	15%	27,998.70	6,846.87	34,845.57	39611.43
Overhead Projector with Screen	47417.00	1625.00	1625.00	0.00	49042.00	15%	23,781.04	5,397.89	29,178.94	42,938.06
Room Heater	33320.00	24700.00	24700.00	0.00	58020.00	15%	12,857.36	3,069.40	15,926.75	17,993.25
Set Top Box	4500.00	0.00	0.00	0.00	4500.00	15%	1,485.52	452.17	1,937.69	2562.31
Sign Boards	5250.00	0.00	0.00	0.00	5250.00	15%	2,509.47	411.08	2,920.55	2329.45
Stretcher	67705.00	0.00	0.00	0.00	67705.00	15%	52,511.73	2,278.99	54,790.72	12,914.28
Telephone & Internet Modern, Per Drive	4285.00	540.00	540.00	0.00	4825.00	15%	2,077.17	331.18	2,408.34	1876.66
Television	113672.00	2095.00	2095.00	0.00	115767.00	15%	71,147.41	6,616.81	77,764.22	38,542.78
Vacuum Cleaner	116000.00	0.00	0.00	0.00	116000.00	15%	59,800.13	8,429.98	68,230.11	47,769.89
Plant & Machinery	6899.00	0.00	0.00	0.00	6899.00	15%	2,662.15	635.53	3,297.68	3601.32
DG Set	957950.00	0.00	0.00	0.00	957950.00	15%	6,60,771.03	44,576.85	7,05,347.88	25,262.12
125KVA Generator	957950.00	0.00	0.00	0.00	957950.00	15%	6,60,771.03	44,576.85	7,05,347.88	25,262.12
65KVA Generator	751700.00	0.00	0.00	0.00	751700.00	15%	5,10,722.20	36,146.67	5,46,868.87	20,483.13
7.5KVA Generator	178750.00	0.00	0.00	0.00	178750.00	15%	1,30,042.32	7,306.15	1,37,348.47	41,401.53
Vehicle	27500.00	0.00	0.00	0.00	27500.00	15%	20,006.51	1,124.02	21,130.53	6369.47
Mahindra Scorpio	1548629.86	0.00	0.00	0.00	1548629.86	15%	9,64,908.48	87,708.21	10,52,616.69	49,701.17
Maruti Omni	1108174.00	0.00	0.00	0.00	1108174.00	15%	6,88,981.01	62,578.95	7,51,559.96	35,4814.04
Tata Magic	272792.00	0.00	0.00	0.00	272792.00	15%	1,05,283.61	25,129.26	1,30,392.87	142,399.13
	170663.86	0.00	0.00	0.00	170663.86	15%	1,17,063.86	0.00	170,663.86	0.00



M. Treasurer

M. Mahapatra
Secretary



Cont....

Description of Assets	Opening GB as on 01.04.2017	Additions 01.04.17 to 30.09.17	Additions 01.10.17 to 31.03.18	Total Additions as on 31.03.2018	Damage/Sale 01.04.17 to 31.03.18	Closing GB as on 31.03.18	Depreciation Rate	Opening Dep up to 31.03.17	Depreciation 01.04.17 to 31.03.18	Closing Dep as on 31.03.18	Net Block as on 31.03.2018
Work Shop and Lab Equipment	22973815.00	46008.00	107287.00	97275.00	0.00	23547900.00	15%	1,37,43,074.88	17,95,416.53	15228491.42	8018898.58
Laboratory	17146598.75	42648.00	92970.00	92970.00	0.00	17687974.75	15%	1,04,03,511.03	14,015,556.69	11899671.33	6690071.52
Civil Lab	3188240.00	4484.00	7734.00	9297.00	0.00	320767.00	15%	16,89,173.57	2,30,687.42	102830.13	1310286.87
Applied Mechanics Lab(A, S & E)	1363907.00					1908307.00	15%	8,38,010.46	70544.46	908554.94	397522.06
Hydraulics Engg Lab (CE Lab-II)	252578.00					292578.00	15%	1,60,447.00	13819.65	174266.65	78311.35
Mechanical Fitting Lab (CE Lab-4)	701361.00	1145.00		1145.00		702506.00	15%	3,45,271.96	5385.11	39857.07	300648.93
Mechanical Fitting Lab 2 (CE Lab-II)	381821.00					381821.00	15%	1,73,022.76	31319.74	204542.50	177478.50
Welding Lab (CE Lab-10)	349846.00					357680.00	15%	74,428.88	4182.92	16318.80	241260.20
Soil Mechanics Lab Equipment (G)	194547.00	43418.00		7734.00		239965.00	15%	1,07,895.44	19405.73	127169.17	119751.83
Computer Lab Equipment-1	3176846.00	317404.00	48345.00	399749.00	0.00	3576595.00	60%	27,97,777.42	4,39,478.25	323826.47	3176846.00
Computer Lab Equipment-2	484653.00	58950.00		58950.00		543603.00	60%	4,86,915.36	37192.59	523507.94	27952.06
Computer Lab Equipment-3 (IIEE)	1510496.00			58950.00		1510496.00	60%	14,20,853.63	4885.42	1477919.05	32576.95
Computer Lab Equipment-3 (IIEE)	482403.00	198083.00		198083.00		680486.00	60%	1,50,866.02	29591.99	46959.01	197327.99
Computer Lab Equipment-3 (IIEE)	484832.00					484832.00	60%	4,85,14.35	1282.59	467586.94	65.05
Computer Lab-5	0.00	24772.00		50645.00		50645.00	60%	51,71.00	23135.40	27509.60	
Computer Lab-5	0.00	26398.00		24173.00		24173.00	60%	2,05,128.07	560.36	205688.43	373.57
Computer Lab-5	0.00	8837.00		42287.00		42287.00	60%	17,27,897.55	2,16,940.25	188741.80	1210886.40
Computer Lab-5	3107441.30	8837.00	32480.00	42287.00	0.00	3189726.30	15%	9,659.00	2370.15	12029.15	13430.85
Electrical Lab	25460.00	4037.00		4037.00		29497.00	15%	9,019.03	417.85	13146.87	2381.13
Electrical Circuit & Network Lab	32501.00					32501.00	15%	4,95,164.05	29144.39	524308.48	165151.55
Electrical Illumination Engg. Lab	69340.00					69340.00	15%	1,31,088.66	22391.15	153479.81	12883.19
Electrical Lab Equipment	280363.00					280363.00	15%	1,69,867.80	40075.08	210042.88	245317.12
Electrical Machine Lab Equipment	415110.00	5000.00	32480.00	38520.00		453630.00	15%	4,53,79.00	1772.58	455502.58	1044.53
Electrical Measurement Lab	8445.00					8445.00	15%	18,049.68	899.00	20008.68	5634.31
Electrical Instrumentation & Control	8445.00					8445.00	15%	4,93,473.69	6105.50	553579.18	340697.82
Microprocessor & Its Application Lab	8445.00					8445.00	15%	26,867.64	2196.05	29063.70	12444.30
Non-Conventional Energy Lab	41608.00					41608.00	15%	1415.28	208463.61	208463.61	7996.59
Power System Lab	28470.20					28470.20	15%	1,75,604.98	24583.22	200108.08	139304.82
Switch Gear Protection Lab Equip	338493.00					338493.00	15%	26,84,917.23	2,74,371.81	293904.04	155862.76
Electronics & Telecommunication Lab	444537.80	48865.00	33865.00	48830.00	0.00	493402.80	15%	5,48,857.75	53684.04	60261.79	304266.21
Analog Electronic Lab	906316.00					906316.00	15%	32,849.00	4600.65	37449.65	26070.35
Digital Electronic Lab	63520.00					63520.00	15%	3,229.27	3552.78	18396.25	18396.25
Base Electronics Lab	53822.00					53822.00	15%	1,27,358.12	19436.08	146794.20	110137.60
Communication Engg Lab	256932.00					256932.00	15%	7,61,346.23	7884.22	840888.44	451294.56
Communication Lab-2	124816.00	45895.00		45895.00		170711.00	15%	5142.41	4189.55	9331.96	29140.35
Consumer Electronics Lab	11000.00					11000.00	15%	82,984.55	9509.72	92503.27	53827.73
Digital Electronics Lab	146385.00					146385.00	15%	1,91,421.98	1655.82	211073.87	139243.13
Electronics Measurement Lab	320752.00					320752.00	15%	1,98,371.16	1868.33	192589.48	80400.52
Industrial Electronics Lab-1	332682.00					332682.00	15%	2,04,689.23	19260.00	224146.23	109139.57
Industrial Electronics Lab-1	228691.00					228691.00	15%	1,35,714.08	19585.54	146570.62	76520.38
Industrial Electronics Lab-2	250916.60					250916.60	15%	1,61,159.61	15446.55	176608.16	76208.44
Industrial Electronics Lab-2	86514.00					86514.00	15%	48,218.44	5594.33	54812.78	31701.22
Network Analysis Lab	248590.00					248590.00	15%	1,61,520.32	12590.80	174501.12	73557.89
Printed Circuit Board	188121.00	7780.00		7780.00	0.00	195901.00	15%	6,37,666.79	1,44,939.19	782688.92	821882.08
Mechanical Lab	814816.00	3880.00				818696.00	15%	46,180.11	6148.18	54308.30	34839.70
Automobile Engg Lab	814816.00					814816.00	15%	2,26,111.44	88987.68	314999.12	508996.88
Advanced Metall. Process Lab.	355901.00					355901.00	15%	1,84,444.79	25709.43	210148.22	145652.78
Fluid Mechanics and Fluid Machi	296506.00					296506.00	15%	1,38,925.82	17637.03	156562.84	99043.16
Heat Power Lab	7850.00					7850.00	15%	40,024.63	6555.61	46590.44	37149.65
Mechanical Metrology Lab	182832.75	8878.00	1076.00	8966.00	0.00	191810.75	15%	8,74,167.54	1,14,415.23	89058.77	64890.98
Chemistry Lab Equipment	205118.50					205118.50	15%	1,87,131.31	1310.63	20241.94	74831.56
Environmental Lab	56269.00					56269.00	15%	3,1024.98	3756.74	34781.00	21988.00
Language Lab Equipment	108859.00					108859.00	15%	5,23,456.72	84594.94	60871.56	479937.44
Physic Lab Equipment	220682.25					220682.25	15%	1,54,389.22	12953.05	147452.26	72933.97
Work Shop	380981.75	0.00	1907.00	1907.00	0.00	382888.75	15%	21,57,346.24	2,47,800.69	240644.89	146973.86
Capacity Shop Equipment	272577.50					272577.50	15%	1,55,164.81	17754.93	172919.74	101584.76
Electrical Workshop-2	35666.00					35666.00	15%	1,96,322.55	19824.48	216147.03	112338.72
Electronics Workshop Equipments	328485.75					328485.75	15%	13,046.43	577.21	13623.64	3270.86
Electronics Workshop Equipments	16834.50					16834.50	15%	98,861.07	14001.59	128988.81	63592.19
Filing Shop Equipment	194381.00					194381.00	15%	12,38,373.71	14578.34	1384102.05	657935.25
Mechanical Foundry Shop Equip.	193205.00					193205.00	15%	316,124.49	36289.73	352414.22	268641.78
Mechanical Machine Shop Equipment	590656.00					590656.00	15%	11,82,216.62	1,21,959.78	13,04,176.40	7,59,967.10
Mechanical Welding Shop	590656.00					590656.00	15%	4,30,94,583.45	41,54,532.72	4,72,48,920.18	3,73,86,994.47
Survey Store	2018166.50	37600.00	72380.00	49890.00	0.00	2136846.50	10%	32,12,103.98	4,03,692.88	36,15,842.36	22,94,288.49
Building & Construction	84588124.85	571920.00	13351.00	13391.00	0.00	8652440.00	0%	0.00	0.00	0.00	8652440.00
Electrical Installation	84588124.85					84588124.85	0%	0.00	0.00	0.00	84588124.85
Land & Land Development	6453092.00	618246.00		685240.00		7068338.00	0%	0.00	0.00	0.00	7068338.00
Land at Madhanga-Deed No-1-04573	80460.00					80460.00	0%	0.00	0.00	0.00	80460.00
Land at Madhanga-Deed No-1-04574	1400.00					1400.00	0%	0.00	0.00	0.00	1400.00
Land at Panichroli-Deed No-1-03623	2798400.00					2798400.00	0%	0.00	0.00	0.00	2798400.00
Land at Panichroli-Deed No-1-03663	89750.00					89750.00	0%	0.00	0.00	0.00	89750.00
Land at Panichroli-Deed No-1-03988	232410.00					232410.00	0%	0.00	0.00	0.00	232410.00
Land at Panichroli-Deed No-1-04467	104210.00					104210.00	0%	0.00	0.00	0.00	104210.00
Land at Panichroli-Deed No-1-04468	630010.00					630010.00	0%	0.00	0.00	0.00	630010.00
Land-Deed No-1-07893-Sumra Singh	2139000.00					2139000.00	0%	0.00	0.00	0.00	2139000.00
Other Land & Land Development	3327298.00	685240.00		685240.00		4012538.00	0%	0.00	0.00	0.00	4012538.00
Library	50005.00	79844.00		79844.00		129849.00	10%	17,00,866.27	1,83,580.65	18,84,446.92	154175.47
Library Books	3211465.00	52025.00	7394.00	125949.00	0.00	3373449.00	10%	15,28,711.55	167167.05	17,95,788.60	176151.74
NPTTEL Lab Equipment	115933.00	52025.00		125949.00		167958.00	60%	26423.60	3962.86	26820.46	22495.86
Survey Museum	65789.00					65789.00	15%	24,244.28	3,989.86	28234.14	3739.14
Vocational Assets	163519.00					163519.00	15%	7,03,21,028.91	771,10,690.62	7,80,32,079.73	1,62,89,215.63
Grand Total	13,77,88,161.08	27,40,889.00	35,3245.00	31,04,134.00	0.00	14,08,30,295.08	15%	7,03,21,028.91	771,10,690.62	7,80,32,079.73	1,62,89,215.63

S. S. Salga
Secretary

M. H. H. H.
Treasurer




Bandel Educational Foundation

Manaspur, Bandel, Hooghly-712123

Notes forming part of the Balance Sheet as on 31st march 2018.

Note-5	Loans & Advances	Amount Rs.	Amount Rs.
	Income Tax		
	TDS-2009-10	800.00	
	TDS-2011-12	4380.00	
	TDS-2013-14	37750.00	
	TDS-2014-15	816.00	
	TDS-2016-17	45403.46	
	TDS-2017-18	41410.00	130559.46
	Security Deposit		
	S.D- Mobile Set	500.00	
	Security Deposit-Gas Connection	13350.00	
	Security Deposit-Telephone Connection	1000.00	
	Security Deposit-WBSEDCL	95400.00	
	Security Deposit - WBSEDCL (TPI Abason)	1000.00	
	Security Deposit-WBSEDCL-Regional Office , Hooghly	353621.15	464871.15
	TPI Allumni Association Loan		46891.00
	Advance A/c		2345.00
	Staff Advance		1324949.00
	Festival Advance		24000.00
	Grand Total		1993615.61
Note-6	Current Investment	Amount Rs.	Amount Rs.
	Accrued Interest of FD in HDCCB Ltd.		
	Accrued Interest on HDCC FD A/c 104003090754 (BEF)	42499.99	
	Accrued Int. On FD HDCCB(132050102246)	634664.86	
	Accrued Int. on FD HDCCB- A/22643(132050082411)	11935.48	689100.33
	Fixed Deposit in Axis Bank		
	Fixed Deposit Axis Bank- 918040002662903(BEF)	2395086.00	
	Fixed Deposit Axis Bank- 918040004022655(BEF)	2786210.00	5181296.00
	Fixed Deposit in HDCCB Bank Ltd.		
	Fixed Deposit No. A/09229(DTETWB+BEF)	1500000.00	
	Fixed Deposit with HDCCB-02246/105141(132050102246)	1579698.00	
	HDCC FD No. 086046/LF A/c 104003090754 (BEF)	2500000.00	5579698.00
	Grand Total		11450094.33
Note-7	Cash and Cash Equivalents	Amount Rs.	Amount Rs.
	Cash-in-hand		
	Cash-as certified		27107.00
	Bank Accounts		
	Axis Bank Ltd Disb. A/c No. 910020049697340(TPI)	61873.47	
	Axis Bank Ltd.-S/A No.910010045785332(TPI)	1941159.78	
	Axis Bank Ltd. S/A No. 912010017963007(BEF)	833716.90	
	H.D.C.C.Bank Ltd(8222)Tpi(132050071566)	324927.28	
	H.D.C.C.Bank Ltd C/a(629)Bef(132050004907)	4447.00	
	H.D.C.C.Bank Ltd C/a(635)Tpi(132050004952)	51059.80	
	H.D.C.C.Bank Ltd (Sb-8050)BEF(132050071179)	272861.60	
	H.D.C.C.B.Ltd-(MODROB)-A/c No-8557(132050072300)	12318.72	3502364.55
	Grand Total		3529471.55
Note-8	Other current Assets	Amount Rs.	Amount Rs.
	BEF Employees' Gratuity Fund		15000.00
	Grand Total		15000.00



[Signature]
Secretary

[Signature]
Treasurer