

INDIAN INCOME TAX RETURN ACKNOWLEDGEMENT

[Where the data of the Return of Income in Form ITR-1 (SAHAJ), ITR-2, ITR-3,
ITR-4(SUGAM), ITR-5, ITR-6, ITR-7 filed and verified]
(Please see Rule 12 of the Income-tax Rules, 1962)

Assessment Year
2020-21

PAN AAAAB6471D

Name BANDEL EDUCATIONAL FOUNDATION

Address 0, MANASPUR, BANDEL, MANASPUR, HOOGHLY, WEST BENGAL, 712123

Status AOP/BOI

Form Number

ITR-7

Filed u/s 139(1)-On or before due date

e-Filing Acknowledgement Number

684988711291020

Taxable Income and Tax details	Taxable Income and Tax details	
	Sl. No.	Amount
Current Year business loss, if any	1	0
Total Income		0
Book Profit under MAT, where applicable	2	0
Adjusted Total Income under AMT, where applicable	3	0
Net tax payable	4	0
Interest and Fee Payable	5	0
Total tax, interest and Fee payable	6	0
Taxes Paid	7	16486
(+)Tax Payable /(-)Refundable (6-7)	8	0
Dividend Tax details	Dividend Tax details	
Dividend Tax Payable	9	0
Interest Payable	10	0
Total Dividend tax and interest payable	11	0
Taxes Paid	12	0
(+)Tax Payable /(-)Refundable (11-12)	13	0
Accreted Income & Tax details	Accreted Income & Tax details	
Accreted Income as per section 115TD	14	0
Additional Tax payable u/s 115TD	15	0
Interest payable u/s 115TE	16	0
Additional Tax and interest payable	17	0
Tax and interest paid	18	0
(+)Tax Payable /(-)Refundable (17-18)	19	0

Income Tax Return submitted electronically on 29-10-2020 18:59:23 : from IP address 103.42.175.26 and verified by TAPAS KUMAR SAHA

having PAN AMIPS1679R on 29-10-2020 18:59:23 from IP address 103.42.175.26 using

Digital Signature Certificate (DSC).

DSC details: 50216433CN=Capricorn CA 2014,2.5.4.51=#131647352c56494b41532044454550204255494c44494e47,STREET=18,LAXMI NAGAR DISTRICT CENTER,ST=DELHI,2.5.4.17=#1306313130303932,OU=Certifying Authority,O=Capricorn Identity Services Pvt Ltd.,C=IN

DO NOT SEND THIS ACKNOWLEDGEMENT TO CPC, BENGALURU



S NANDI AND ASSOCIATES

Chartered Accountants

CA S. NANDI

M.Com., LLB, FCA

H.O.: Saheb Bagan, P.O.: Bandel
District : Hooghly, Pin - 712123, W.B., India
Tel : 033 - 2631 0946
Mobile : 9830172638, 7980089648
e-mail - nandisubhasis@gmail.com
snandiandassociates@gmail.com
City Office : 45/1F, MD Road,
Dumdum Cantt., Kolkata-700028

AUDITOR'S REPORT

We have audited the attached Consolidated Balance Sheet of **Bandel Educational Foundation** having its registered office at Manushpur, Bandel, Hooghly, 712123 and its Polytechnic Institute campus namely **Technique Polytechnic Institute** at Panchhrakhi, Sugandha, Hooghly, 712102 as at 31.03.2020 and also the attached Income & Expenditure Account for the period ended on the same date annexed thereto which have been signed under reference to this report. These financial statements are the responsibility of the Societies management. Our responsibility is to express our opinion on these financial statements based on our audit.

We conducted our audit in accordance with the auditing standards generally accepted in India. Those standards require that we plan and perform the audit to obtain reasonable assurance about whether the financial statements are free of material misstatement. An audit includes examining, on a test basis, evidence supporting the amounts and disclosures in the financial statements. An audit also includes assessing the accounting principles used and significant estimates made by the management, as well as evaluating the overall financial statement presentation. We believe that our audit provides a reasonable basis for our opinion on the aforesaid financial statements.

We have obtained all the information and explanations which to the best of our knowledge and belief were necessary for the purpose of our Audit.

The Balance Sheet and the Income & Expenditure Account dealt with by this report are in agreement with the books of accounts as verified by us.

In our opinion and to the best of our information and according to the explanations given to us and subject to the accounting policies and notes on accounts appearing in the said financial statements together with notes thereon and attached thereto give a true and fair view.

1. In the case of Balance Sheet, of the state of affairs of the society as at 31.03.2020.
2. In the case of Income & Expenditure Account of the **surplus** of the society up to the period ended on 31.03.2020.

29 OCT 2020

Dated:-

Place:- Hooghly

Singed in term of our report of even date

For M/s **S NANDI AND ASSOCIATES**

Chartered Accountants

F.Reg.No-330169E

CA Subhasis Nandi

Proprietor

M.No.058698



UDIN.....20058698A***BH7112

Secretary
Bandel Educational
Foundation

President
Bandel Educational
Foundation

Bandel Educational Foundation
Manaspur, Bandel, Hooghly-712123
Balance Sheet as at 31-Mar-2020

Particulars	Note No.	Amount Rs
I. LIABILITIES		
1 Corpus Fund	2	77293114.64
2 Current Liabilities		
(a) Trade Payables		1144704.89
(b) Other Current Liabilities	3	3607192.83
Total		82045012.36
II. ASSETS		
1 Non-Current Assets		
(a) Fixed Assets		
(i) Tangible Assets	4	67902814.42
(b) Long Term Loans & Advance	5	1499409.23
2 Current Assets		
(a) Current Investment	6	9205803.00
(b) Inventories		376296.36
(c) Cash and Cash Equivalents	7	3000513.35
(d) Other current Assets	8	60176.00
Total		82045012.36
Contingent Liabilities & Commitments		0.00
Significant Accounting Policies and Notes	1	

The Notes referred to above form an integral part of the Balance Sheet
As per our report of even date

For S NANDI AND ASSOCIATES

Chartered Accountants
Firm Reg. No : 330169E



CA Subhasis Nandi

Proprietor
Membership No. : 058698
Address : Saheb Bagan, Bandel, Hooghly, 712123
Place: Hooghly
Date: **29 OCT 2020**
UDIN- 20058698AAAAEH7112

For and On behalf of the Governing Board

[Signature]
Secretary

[Signature]
Treasurer

Secretary
Bandel Educational Foundation

Treasurer
Bandel Educational Foundation



[Signature]
President
Bandel Educational Foundation

[Signature]
Secretary
Bandel Educational Foundation

Bandel Educational Foundation

Manaspur, Bandel, Hooghly-712123

Statement of Income & Expenditure for the year ended 31-Mar-2020

Particulars	Note No.	Amount Rs
I Collection From Students		46155293.00
II Other Income		1472450.37
III Changes in Inventories		137119.04
IV TOTAL REVENUE (I + II)		47764862.41
V EXPENSES		
Advertisement & Publicity		1902483.00
AICTE Fees & Affiliation Expenses		82500.00
Bank Charge		2945.00
Books & Periodicals		99098.00
Computer Tools & Maintance		198102.00
Consumables		10887.00
Cultural Function & Activities		526172.00
Expenses for Jexpo Coaching		72772.00
Expenses for NBA		556472.00
Games & Sports		74115.00
Generator Maintenance Expenses		221526.00
Insurance		165199.00
Internet Expenses		93158.00
Office & Establishment Expenses		233882.00
Postage & Stamp		10552.00
Power & Electricity		1152761.00
Printing & Stationary		452752.00
Professional Fees		3934000.00
Puja Expenses		219316.00
Repairs & Maintenance		951170.00
Scholarship		635000.00
Security Service		715851.00
Software Installation & Upgradation Charges		294646.00
Statutory Audit Fees		59000.00
Student Store Expenses		503888.00
Survey Camp Expenses		51861.00
Telephone Charges		45851.00
Training and Placement Exp.		384918.00
Travelling & Conveyance Expenses		76651.00
Vehicle Running & Maintanence		320280.00
Website Development Charge		33048.00
Workshop and Laboratory Exp		145854.00
Employee Benefit Expenses (Salary & PF)		27817367.00
Depreciation and Amortization Expenses	4	4809863.71
TOTAL EXPENSES		46853940.71
VI Surplus (Excess of Income over Expenditure) (IV-V)		910921.70

The Notes referred to above form an integral part of the Statement of Income and Expenditure Account

As per our report of even date

For **S NANDI AND ASSOCIATES**

Chartered Accountants

Firm Reg. No : 330169E



For and On behalf of the Governing Board



CA Subhasis Nandi

Proprietor

Membership No. : 058698

Address : Saheb Bagan, Bandel, Hooghly, 712123

Place: Hooghly

Date:

29 OCT 2020

UDIN- 20058698AAAAEH7112

Secretary

Secretary
Bandel Educational
Foundation

Treasurer

Treasurer
Bandel Educational
Foundation

President
Bandel Educational
Foundation

Secretary
Bandel Educational
Foundation

Bandel Educational Foundation

Manaspur, Bandel, Hooghly-712123

Receipts & Payment Account for the year ended 31-Mar-2020

Receipts	Amount Rs	Amount Rs	Payments	Amount Rs	Amount Rs
To Opening Balance			By Purchase of Fixed Assets		2111413.00
Bank Accounts	9252640.75		By Pay.to S.Creditors for Goods / Services/Assets		10111379.00
Cash-in-hand	1027834.00	10280474.75	By Payment of Other Current Liabilities		88534.00
To Collection From Students			By Deposit & Others		689075.00
(Tuition Fees & Hostel Fees & Others)	42952025.00		By Investment		7559970.00
To Collection for Training & Placement	44337.00		By Advance to Staff & Others		1018375.00
To Other Mis. Receipts From Student	5501851.00		By Expenses (Direct Payment)		
To Income Tax Refund	34063.00		Salary & Employee Benefits	27810167.00	
To Interest on Fixed Deposit & Others	524008.00		Advertisement & Publicity	107590.00	
To Collection Externally funded Project	140719.00		Workshop Exp/ Lab Exp	36621.00	
To Misc Income	322633.00	49519636.00	Cultural Function/Seminar & Other Activities	83021.00	
			Cheep Canteen Goods-Purchase	194929.00	
			Games & Sports	40844.00	
			Puja Expenses	1500.00	
			Students Store Purchase	3299.00	
			Affiliation Fees	82500.00	
			Bank Charges	2945.00	
			Books and Periodicals	9467.00	
			Computer Tools & Maintenance	8799.00	
			Consumables	10887.00	
			Expenses for Free Jexpo Coaching	68422.00	
			Expenses for NBA	541267.00	
			Generator Maintenance Expenses	1400.00	
			Office & Establishment Expenses	173426.40	
			Postage & Stamp	10552.00	
			Power & Electricity	1152761.00	
			Printing & Stationary	16643.00	
			Professional Fees	3840000.00	
			Repair & Maintenance	53505.00	
			Survey Camp Expenses	18034.00	
			Telephone Charges	45851.00	
			Travelling & Conveyance Expenses	50022.00	
			Vehicle Running & Maintenance	28450.00	
			Website Development Charge	24000.00	
			Scholarships	635000.00	
			Departmental Industrial Visit Expenses	250.00	
			Insurance	165199.00	
			Research & Development Expenses	3500.00	35220851.40
			By Closing Balance		
			Bank Accounts	2852471.35	
			Cash-in-hand-As Certified	148042.00	3000513.35
Total		59800110.75	Total		59800110.75

per our report of even date

for **S NANDI AND ASSOCIATES**

Chartered Accountants

Firm Reg. No : 330169E



[Signature]

CA Subhasis Nandi

Proprietor

Membership No. : 058698

Address : Saheb Bagan, Bandel, Hooghly, 712123

Place: Hooghly

Date:

UDIN-

29 OCT 2020

20058698 AAAA E H 7112

For and On behalf of the Governing Board

[Signature]

Secretary

Bandel Educational Foundation

[Signature]

Treasurer

Bandel Educational Foundation



[Signature]
Secretary
Bandel Educational Foundation

[Signature]
President
Bandel Educational Foundation

Bandel Educational Foundation
Registered Office:-Manushpur, Bandel, Hooghly, 712123
2019-20

Note-1

SIGNIFICANT ACCOUNTING POLICIES AND NOTES ON ACCOUNTS FORMONG PART OF THE BALANCE SHEET & INCOME & EXPENDITURE ACCOUNT

Significant Accounting Policies

1 Recognition of Income & Expenditure:-

Tuition fees (Gross) and other fees received from student during the year recognized as income on cash basis.

All other income and expenditure have been accounted for on accrual basis except otherwise stated.

2 Accounting for Fixed Assets:-

Fixed Assets are valued at cost of acquisition inclusive of any other related expenditure for bringing the same in working condition.

3 Depreciation accounting:-

Depreciation is provided in accordance with the rates provided in the Income Tax Rule.

4 Accounting for Investment:-

Investment is stated at cost .Interest accrued but not received on investment are included in Investment.

Notes on Accounts

1. The fixed assets of the Institute has been verified by the management According to a phased programme which in our opinion is reasonable having regard to the size of the Institute and no material discrepancies between the book records and physical inventory have been noticed.
2. Professional fees / honorarium paid to the related parties as specified in section 13 of The Income Tax Act 1961 is reasonable and commensurate with their professional and other day today services rendered by them and the reasonability / justification for the above Payment is recorded by the management .
3. The management certifies that Contractors payment includes an amount of Rs 1122151/-made to Technospeed Real Estate Private Limited (A company in which spouses some of the members of the Society are Directors and also some members of the society are also directors) for extension of building and infrastructure are on a competitive basis in their usual course of business and the nature of Transaction / contract were not prejudicial to the interest of charitable objects of the society.
4. Balances of externally funded projects at the yearend are shown under other current liabilities.

Dated: - **29 OCT 2020**
Place: - Hooghly



Singed in term of our report of even date
For S NANDI AND ASSOCIATES

Chartered Accountants
F.Reg.No.330169E

CA Subhasis Nandi
M.No-058698
Proprietor

UDIN.20058698.AAAAF.H.112

SIGNED

Secretary
Bandel Educational
Foundation

SIGNED

President
Bandel Educational
Foundation

SIGNED

Bandel Educational Foundation

Manaspur, Bandel, Hooghly-712123

Notes forming part of the Balance Sheet as on 31st march 2020.

S.L.No.	Particulars	Amount Rs.	Amount Rs.
Note-2	Corpus Fund		
	Opening Balance		76382192.94
	Add:-Surplus for the Year		910921.70
	Grand Total		77293114.64
Note-3	Other Current Liabilities		
	Externally Funded Project		
	Opening Balance	1289316.23	
	Externally Funded Project	105963.00	1395279.23
	Duties & Taxes		
	Tds Payable		56477.00
	Prof.Tax		11150.00
	Sub Total		1462906.23
	Caution Money		
	Caution Money 2015-16 @ Rs .2000/-)	280000.00	
	Caution Money 2016-17 @ Rs .2000/-)	433000.00	
	Caution Money 2017-18 @ Rs .1000/-)	790000.00	
	Caution Money 2018-19 @ Rs .1000/-)	42000.00	
	Caution Money PT 2017-18 @ Rs .2000/-)	36000.00	
	Caution Money PT 2018-19 @ Rs .2000/-)	34000.00	
	Caution Money PT 2019-20 @ Rs .2000/-)	32000.00	
	Sub Total		1647000.00
	Other Current Liabilities		
	ISTE Membership Fees (Students)	91166.00	
	Jexpo/Voclet Exam Form 2020	74250.00	
	Prov for Professional Fees	59000.00	
	Prov for Statutory Audit Fees	59000.00	
	Remuneration & Centre Exp	3151.00	
Students' Welfare Fund	600.00		
Survey Camp Fees -2020	7500.00		
Survey Camp Fees -2019	-3200.00		
Vocational Exces Application	29835.60		
Voc Reg & Exam Fees	1140.00		
Sub Total		322442.60	
Vocational Liabilities			
Employee's Contribution to PF @12%	148870.00		
Employee's ESI Contribution @ 1.75%	4474.00		
Liability for AICTE-ISTE Induction Prog.	21500.00		
Sub Total		174844.00	
Grand Total		3607192.83	



[Signature]
Secretary
Bandel Educational
Foundation

[Signature]
Treasurer
Bandel Educational
Foundation

[Signature]
President
Bandel Educational
Foundation


[Signature]
Secretary
Bandel Educational
Foundation

Bandel Educational Foundation
 Unit-Technique Polytechnic Institute
 Panchrokh, P.O: Sugandhya, Dist- Hooghly, Pin-712102

STATEMENTS OF FIXED ASSETS AS ON 31st March 2020

Note-

Description of Assets	Opening GB	Additions	Additions	Total Additions	Damage/Sale	Closing GB	Dep	Opening Dep	Depreciation	Closing Dep	Net Block
	as on 01.04.2019	01.04.19 to 30.09.19	01.10.19 to 31.03.20	as on 31.03.2020	01.04.19 to 31.03.20	as on 31.03.20	Rate	up to 31.03.19	01.04.19 to 31.03.20	as on 31.03.20	31.03.2020
Computer Hardware & Software	2361490.00	303480.00	75835.00	379315.00	0.00	2740805.00	40%	22,34,829.71	1,87,223.12	2422052.83	318752.17
Computer & Printer	1715204.00	23040.00	75835.00	98875.00		1814079.00	40%	16,21,081.97	62,031.81	1683113.78	130965.22
Computer Software (Library)	33280.00			0.00		33280.00	40%	33,274.77	2.09	33276.86	3.14
Computer Software (Microsoft)	385280.00			0.00		385280.00	40%	3,54,071.06	12,483.58	366554.84	18725.36
Cyberoam CR25ING	33600.00			0.00		33600.00	40%	33,238.73	144.51	33383.24	216.76
FortiAP 221E	0.00	46020.00	0.00	46020.00		46020.00	40%	0.00	18,408.00	18408.00	27612.00
Fortigate 100E Appliance	0.00	234420.00	0.00	234420.00		234420.00	40%	0.00	93,768.00	93768.00	140652.00
Fax Machine	6900.00			0.00		6900.00	40%	6,870.32	11.87	6882.19	17.81
Printer Cannon	103896.00			0.00		103896.00	40%	1,03,858.83	14.87	103873.70	22.30
Printer Cannon IR2520	83330.00			0.00		83330.00	40%	82,434.04	358.39	82792.42	537.58
Furniture & Fixture	9449416.00	214200.00	0.00	214200.00	0.00	9663616.00	10%	51,38,408.95	4,52,520.11	890929.05	4072680.95
Machine	340700.00			0.00		340700.00	10%	1,98,017.94	14,268.21	212286.15	128413.85
Iron	18640.00			0.00		18640.00	10%	12,787.47	585.25	13372.72	5287.28
Fire Extinguisher	46088.00			0.00		46088.00	10%	28,054.97	1,803.30	29858.27	16229.73
Furniture & Fixture	8586687.00	203510.00		203510.00		8790197.00	10%	46,55,534.75	4,13,466.23	5069000.97	3721196.03
Refrigerator	12800.00			0.00		12800.00	10%	9,680.91	313.91	9974.82	2825.18
Turbo Ventilator	144065.00			0.00		144065.00	10%	50,386.73	9,367.83	59754.56	84310.44
Water Purifier	300430.00	10890.00		10690.00		311120.00	10%	1,83,966.18	12,715.38	196681.56	114438.44
Office Equipments	3614116.23	72301.00	103785.00	176066.00	0.00	3790172.23	10%	13,34,637.30	2,40,375.75	1574913.84	2215269.19
Bio-metric Attendance Monitoring System	30600.00			0.00		30600.00	10%	13,918.75	1,688.12	15586.88	15013.12
Cash Checking Machine	1250.00			0.00		1250.00	10%	989.43	26.06	1015.49	234.51
Cash Counting Machine	22500.00			0.00		22500.00	10%	16,982.07	551.79	17533.86	4966.14
Digital Still Camera	76450.00			0.00		76450.00	10%	13,289.88	6,316.01	19605.89	56844.11
Electronics Display Board	9300.00			0.00		9300.00	10%	6,818.01	248.20	7066.21	2233.79
Elevator	569093.00		68643.00	68643.00		637736.00	10%	3,21,782.14	28,163.24	349945.38	287790.62
EPABX System	121331.23			0.00		121331.23	10%	45,175.97	7,615.53	52791.49	68539.74
Finger Print Image Capture Machine	23000.00			0.00		23000.00	10%	16,861.75	613.82	17475.58	5524.42
Fire Safety Equipments	1741351.00			0.00		1741351.00	10%	3,58,826.82	1,38,252.42	497079.23	1244271.77
Grass Cutting Machine	55600.00			0.00		55600.00	10%	23,782.88	3,181.71	26964.60	28635.40
Grinder Machine (Hitachi)	2525.00			0.00		2525.00	10%	1,129.40	139.56	1268.96	1256.04
Gym and Other Accessories	120783.00		2399.00	2399.00		123182.00	10%	35,313.93	8,666.86	43980.79	79201.21
Hostel Equipment	42164.00	40441.00	4136.00	44577.00		86741.00	10%	23,884.40	6,078.86	29963.26	56777.74
Lamination Machine	2650.00		3760.00	3760.00		6410.00	10%	1,885.42	264.46	2149.88	4260.12
LAN-Connection	125655.00	31860.00		31860.00		157515.00	10%	63,952.30	9,356.27	73308.57	84206.43
L.C.D.Projector	128466.00			0.00		128466.00	10%	65,049.70	6,341.63	71391.33	57074.67
Microphone Set	13780.00			0.00		13780.00	10%	8,689.88	509.01	9198.89	4581.11
Micro-Wave Oven	2990.00			0.00		2990.00	10%	2,051.21	93.88	2145.09	844.91
Mobile Set	96296.00		6999.00	6999.00		103295.00	10%	40,510.66	5,928.48	46439.14	56855.86
Medical Instrument	72117.00			0.00		72117.00	10%	33,472.74	3,864.43	37337.17	34779.83
Overhead Projector with Screen	33320.00			0.00		33320.00	10%	17,666.08	1,565.39	19231.47	14068.53
Room Heater	4500.00			0.00		4500.00	10%	2,193.92	230.61	2424.53	2075.47
Set Top Box	5250.00			0.00		5250.00	10%	3,153.49	209.65	3363.14	1886.86
Sign Boards	67705.00			0.00		67705.00	10%	56,082.15	1,162.29	57244.43	10460.57
Stretcher	4285.00			0.00		4285.00	10%	2,596.01	168.90	2764.91	1520.09
Telephone & Internet Modem, Pen Drive	118256.00			0.00		118256.00	10%	81,813.40	3,644.26	85457.66	32798.34
Television	116000.00			0.00		116000.00	10%	73,007.10	4,299.29	77306.39	38693.61
Waste Bin	0.00	0.00	17818.00	17818.00		17818.00	10%	0.00	890.90	890.90	16927.10
Vacuum Cleaner	6899.00			0.00		6899.00	10%	3,657.81	324.12	3981.93	2917.07
Plant & Machinery	957950.00	62999.00	0.00	62999.00	0.00	1020949.00	15%	7,43,238.20	41,656.62	784894.82	236054.18
DG Set	957950.00	62999.00	0.00	62999.00	0.00	1020949.00	15%	7,43,238.20	41,656.62	784894.82	236054.18
125KVA Generator	751700.00			0.00		751700.00	15%	5,77,593.54	26,115.97	603709.51	147990.49
25 KVA Generator (Old & Used)	0.00	62999.00		62999.00		62999.00	15%	0.00	9,449.85	9449.85	53549.15
65KVA Generator	178750.00			0.00		178750.00	15%	1,43,558.70	5,278.69	148837.40	29912.60
7.5KVA Generator	27500.00			0.00		27500.00	15%	22,085.95	812.11	22898.06	4601.94
Vehicle	1549629.86	0.00	0.00	0.00	0.00	1549629.86	15%	11,27,168.67	63,369.18	1190637.84	359092.62
Mahindra Scorpio	1106174.00			0.00		1106174.00	15%	8,04,752.07	45,213.29	849965.36	256208.64
Maruti Omni	272792.00			0.00		272792.00	15%	1,51,762.74	16,155.89	169908.63	102883.37
Tata Magic	170663.86			0.00		170663.86	15%	1,70,663.86	0.00	170663.86	0.00



[Signature]
 Secretary
 Bandel Educational
 Foundation

[Signature]
 President
 Bandel Educational
 Foundation

[Signature]
 Secretary
 Bandel Educational
 Foundation


[Signature]
 Treasurer
 Bandel Educational
 Foundation

Description of Assets	Opening GB	Additions	Additions	Total Additions	Damage/Sale	Closing GB	Dep	Opening Dep	Depreciation	Closing Dep	Net Block
	as on 01.04.2019	01.04.19 to 30.09.19	01.10.19 to 31.03.20	as on 31.03.2020	01.04.19 to 31.03.20	as on 31.03.20	Rate	up to 31.03.19	01.04.19 to 31.03.20	as on 31.03.20	31.03.2020
Page-2											
Work Shop and Lab Equipment	24137913.00	78361.00	0.00	78361.00	0.00	24216274.00	15%	1,70,25,027.99	12,13,351.06	18238379.07	5977894.93
Laboratory	18244069.78	78361.00	0.00	78361.00	0.00	18322430.78	15%	1,29,80,302.83	9,35,983.35	13916286.20	4406144.58
Civil Lab	3245588.00	2398.00	0.00	2398.00	0.00	3247986.00	15%	21,27,175.51	1,66,121.25	2296266.79	852687.21
Applied Mechanics Lab(Adv. S	1308307.00	274.00		274.00		1308581.00	15%	9,68,517.75	51009.49	1019527.24	289053.76
Hydraulics Engg Lab (CE Lab-I	253617.00			0.00		253617.00	15%	1,86,169.20	10117.17	196286.37	57330.63
Material Testing Lab (CE Lab-I)	705692.00	2124.00		2124.00		707816.00	15%	4,44,882.31	39440.05	484322.36	223493.64
Material Testing Lab 2 (CE Lab	381911.00			0.00		381911.00	15%	2,30,971.02	22641.00	253611.02	122826.98
Water supply Engg & Sanitary Engg. Lab (CE Lab-	357730.00			0.00		357730.00	15%	1,52,520.08	30781.49	183301.57	174428.43
Soil Mechanic Lab Equipment	238329.00			0.00		238329.00	15%	1,44,115.15	14132.06	158247.23	80081.77
Computer Science & Technology	4054791.00	41536.00	0.00	41536.00	0.00	4096327.00	40%	35,59,070.28	2,15,462.69	3776132.97	323194.03
Computer Lab Equipment-1	549851.00			0.00		549851.00	40%	5,34,045.16	6322.33	540367.50	9483.50
Computer Lab Equipment-2	1511155.00	6136.00		6136.00		1517291.00	40%	14,91,213.43	10431.03	1501644.46	16646.54
Computer Lab Equipment-3	684286.00			0.00		684286.00	40%	5,85,889.20	47358.72	613247.92	71038.08
Computer Lab Equipment-3	488452.00			0.00		488452.00	40%	4,87,938.96	205.21	488144.18	307.82
Computer Lab-5	565042.00	35400.00		35400.00		600442.00	40%	2,39,898.04	144217.58	384115.62	216326.38
Computer Lab-6	51943.00			0.00		51943.00	40%	34,847.82	6838.15	41685.77	10257.23
Multimedia Computer Lab	206062.00			0.00		206062.00	40%	2,05,837.86	89.86	205927.51	134.49
Electrical Lab	3150763.20	0.00	0.00	0.00	0.00	3150763.20	15%	21,20,545.01	1,64,532.73	2278077.74	878685.48
Electrical Circuit & Network	28495.00			0.00		28495.00	15%	14,199.03	1844.40	16043.42	10451.58
Electrical Illumination Engg.	36538.00			0.00		36538.00	15%	16,655.54	2982.37	19637.91	16900.09
Electrical Lab Equipment	689460.00			0.00		689460.00	15%	5,49,081.18	21056.82	570138.00	119322.00
Electrical Machine Lab Equip	280363.00			0.00		280363.00	15%	1,72,512.29	16177.81	188689.90	91673.10
Electrical Measurement Lab	453360.00			0.00		453360.00	15%	2,46,540.45	31022.93	277583.38	175796.62
Electrical Utilization, Tractor	16356.00			0.00		16356.00	15%	7,818.07	1280.69	9098.76	7257.24
Electrical Instrumentation & Co	84443.00			0.00		84443.00	15%	36,473.83	7195.37	43669.21	40773.79
Microprocessor & Its Applica	894177.00			0.00		894177.00	15%	6,04,668.86	43426.22	648095.06	246081.92
Non-Conventional Energy L	41808.00			0.00		41808.00	15%	31,030.34	1586.65	32616.99	8991.01
Power System Lab	288470.20			0.00		288470.20	15%	2,20,481.60	10198.29	230679.89	57790.31
Switch Gear Protection Lab	339493.00			0.00		339493.00	15%	2,21,083.82	17761.38	238645.20	100647.80
Electronics & Telecommunication	4537438.80	0.00	0.00	0.00	0.00	4537438.80	15%	31,77,943.38	2,03,821.01	3381884.39	1155552.41
Analog Electronic Lab	908918.00			0.00		908918.00	15%	6,48,291.72	38793.94	687085.66	219832.34
Analog Electronic Lab II	63520.00			0.00		63520.00	15%	41,360.20	3323.97	44684.17	18835.83
Basic Electronics Lab	55190.00			0.00		55190.00	15%	38,472.86	2507.57	40980.43	14209.57
Communication Engg Lab	256932.00			0.00		256932.00	15%	1,63,314.87	14042.57	177357.44	79574.56
Communication Lab-2	1292281.00			0.00		1292281.00	15%	9,08,680.63	57540.06	966220.68	328060.32
Communication Lab-III	71000.00			0.00		71000.00	15%	46,230.71	3715.39	49946.10	21053.90
Consumer Electronics Lab	146386.00			0.00		146386.00	15%	1,00,585.88	6870.05	107455.73	38930.27
Digital Electronics Lab	324117.00			0.00		324117.00	15%	2,28,030.34	14413.00	242443.34	81673.66
Electronics Measurement La	232960.00			0.00		232960.00	15%	1,64,619.56	10251.07	174870.63	58089.37
Industrial Electronic Lab-1	362212.20			0.00		362212.20	15%	2,44,858.67	17603.03	262461.70	99750.50
Industrial Electronics Lab-II	228091.00			0.00		228091.00	15%	1,61,348.68	10011.35	171380.03	56730.97
Micro Processor Lab-2	250816.60			0.00		250816.60	15%	1,86,039.43	9716.58	195756.00	55060.60
Network Analysis Lab	98954.00			0.00		98954.00	15%	60,595.23	5753.81	66349.05	32604.95
Printed Circuit Board	248059.00			0.00		248059.00	15%	1,85,534.80	9378.63	194913.43	53145.57
Mechanical Lab	1604775.00	0.00	0.00	0.00	0.00	1604775.00	15%	8,05,828.33	1,04,827.48	1010752.78	594022.22
Automobile Engg Lab	90042.00			0.00		90042.00	15%	59,668.35	4556.05	64224.40	25817.60
Advanced Manuf. Process La	818696.00			0.00		818696.00	15%	3,90,553.66	64221.35	454775.01	363920.99
Fluid Mechanics and Fluid M	355801.00			0.00		355801.00	15%	2,31,996.14	18570.73	250566.87	105234.13
Heat Power Lab	256506.00			0.00		256506.00	15%	1,71,554.32	12742.75	184297.07	72208.93
Mechanical Metrology lab	83730.00			0.00		83730.00	15%	52,152.87	4736.57	56889.44	26840.56
Science & Humanity	1648717.78	34427.00	0.00	34427.00	0.00	1683144.78	15%	10,88,023.32	88,178.21	1178141.53	505093.22
Chemistry Lab Equipment	280385.50	1976.00		1976.00		282361.50	15%	2,12,000.22	10554.19	222554.41	59807.09
Environmental Lab	56069.00			0.00		56069.00	15%	37,974.20	2714.22	40668.42	15380.58
Language Lab Equipment	1088059.00	30681.00		30681.00		1118740.00	15%	6,80,112.18	65794.17	745906.35	372833.65
Physic Lab Equipment	224204.25	1770.00		1770.00		225974.25	15%	1,58,936.72	10055.63	168992.35	56981.90
Work Shop	3814716.78	0.00	0.00	0.00	0.00	3814716.78	15%	26,16,827.19	1,78,713.43	2796346.83	1018378.12
Carpentry Shop Equipment	274484.50			0.00		274484.50	15%	1,88,154.45	12949.51	201103.98	73380.54
Electrical Workshop-2	35626.00			0.00		35626.00	15%	25,044.13	1587.28	26631.41	8994.59
Electrical Workshop Equipment	328485.75			0.00		328485.75	15%	2,32,997.84	14323.19	247321.02	81164.73
Electronics Workshop Equipme	18779.50			0.00		18779.50	15%	14,397.02	657.37	15054.39	3725.11
Fitting Shop Equipment	194381.00			0.00		194381.00	15%	1,38,806.14	8336.23	147142.37	47238.63
Mechanical Foundry Shop Equip	193205.00			0.00		193205.00	15%	1,25,764.01	10116.15	135880.18	57324.84
Mechanical Machine Shop Equip	2211459.00			0.00		2211459.00	15%	15,08,167.12	105493.78	1613660.90	597798.10
Mechanical Welding Shop	558296.00			0.00		558296.00	15%	3,83,296.49	26249.93	409546.41	145749.59
Survey Store	2079126.50			0.00	0.00	2079126.50	15%	14,28,097.97	97,654.28	15,25,752.25	5,53,374.25
Building & Construction	92711892.65	114410.00	1288380.00	1372790.00	0.00	94084682.65	5%	4,93,82,492.45	22,03,650.01	5,15,86,142.46	4,24,98,540.19
Electrical Installation	5847503.35	80825.00		80825.00	0.00	6028328.35	10%	39,64,011.48	2,06,431.69	41,70,443.17	18,57,885.18
Land & Land Development	6138630.00	2060000.00	0.00	2060000.00	0.00	8198630.00	0%	0.00	0.00	0.00	81,98,630.00
Land at Naldanga- Deed No-I-0	1385950.00			0.00		1385950.00	0%	0.00	0.00	0.00	1385950.00
Land at Naldanga- Deed No -I-0	80460.00			0.00		80460.00	0%	0.00	0.00	0.00	80460.00
Land at Panchroki- Deed No-I-0	1400.00			0.00		1400.00	0%	0.00	0.00	0.00	1400.00
Land at Panchroki- Deed No-I-0	2736400.00			0.00		2736400.00	0%	0.00	0.00	0.00	2736400.00
Land at Panchroki- Deed No-I-0	68750.00			0.00		68750.00	0%	0.00	0.00	0.00	68750.00
Land at Panchroki- Deed No-I-0	232410.00			0.00		232410.00	0%	0.00	0.00	0.00	232410.00
Land at Panchroki- Deed No-I-0	104210.00			0.00		104210.00	0%	0.00	0.00	0.00	104210.00
Land-Deed No I-07893-Sumtra	630010.00			0.00		630010.00	0%	0.00	0.00	0.00	630010.00
Other Land & Land Developme	899040.00	2060000.00		2060000.00		2959040.00	0%	0.00	0.00	0.00	2959040.00
Smart Class Room Instruments	361493.00		355876.00	355876.00		717369.00	10%	27,111.98	51,231.90	78343.88	639025.12
Library	3524277.00	11706.00	555.00	12261.00	0.00	3536538.00	10%	20,60,123.99	1,48,142.13	22,08,266.12	132871.88
Library Books	3408384.00	11706.00	555.00	12261.00		3420645.00	10%	19,54,800.44	146556.71	2101357.14	1319267.86
NPTEL Lab Equipment	115893.00			0.00		115893.00	15%	1,05,323.56	1585.42	106908.97	8984.03
Survey Museum	50790.00			0.00	0.00	50790.00	10%	31,578.52	1,912.15	33490.67	17209.33
Vocational											

Bandel Educational Foundation
Manaspur, Bandel, Hooghly-712123

Notes forming part of the Balance Sheet as on 31st march 2019.

Note-5	Long Term Loans & Advance	Amount Rs.	Amount Rs.
	Income Tax		
	TDS-2009-10	800.00	
	TDS-2011-12	4380.00	
	TDS-2013-14	37750.00	
	TDS-2014-15	816.00	
	TDS-2019-20	16486.00	
	TDS-2018-19	39687.81	99919.81
	Security Deposit		
	S.D- Mobile Set	500.00	
	Security Deposit-Gas Connection	13350.00	
	Security Deposit-Telephone Connection	1000.00	
	Security Deposit-WBSEDCL	95400.00	
	Security Deposit - WBSEDCL (TPI Abason)	1000.00	
	Security Deposit-WBSEDCL-Regional Office , Hooghly	390063.42	501313.42
	TPI Alumni Association Loan		46891.00
	Advance A/c		347974.00
	Staff Advance		480561.00
	Festival Advance		22750.00
	Grand Total		1499409.23
Note-6	Current Investment	Amount Rs.	Amount Rs.
	Accrued Interest of FD in HDCCB Ltd.		
	Accrued Interest on FD No. A/09229(DTETWB+BEF)	41791.00	
	Accrued Interest on FD Axis Bank	64012.00	
	Fixed Deposit in HDCCB Bank Ltd.		
	Fixed Deposit No. A/09229(DTETWB+BEF)	1500000.00	
	Fixed Deposit HDCCB- 104004815161(BEF)	2500000.00	
	Fixed Deposit Axis Bank- 920040000091074(BEF)	2750000.00	
	Fixed Deposit Axis Bank- 920040002260986(BEF)	2350000.00	
	Grand Total		9205803.00
Note-7	Cash and Cash Equivalents	Amount Rs.	Amount Rs.
	Cash-in-hand		
	Cash-as certified		148042.00
	Bank Accounts		
	Axis Bank Ltd Disb. A/c No. 910020049697340(TPI)		61165.47
	Axis Bank Ltd.-S/A No.910010045785332(TPI)		916207.78
	Axis Bank Ltd. S/A No. 912010017963007(BEF)		682631.70
	Axis Bank Ltd. S/A No. 918010103918623(BEF)		940189.00
	H.D.C.C.Bank Ltd(8222)Tpi(132050071566)		56985.28
	H.D.C.C.Bank Ltd C/a(629)Bef(132050004907)		3739.00
	H.D.C.C.Bank Ltd C/a(635)Tpi(132050004952)		50351.80
	H.D.C.C.Bank Ltd (Sb-8050)BEF(132050071179)		127873.60
	H.D.C.C.B.Ltd-(MODROB)-A/c No-8557(2300)		13327.72
	Grand Total		3000513.35
Note-8	Other current Assets	Amount Rs.	Amount Rs.
	BEF Employees' Gratuity Fund		15000.00
	Admission Fees Due		56766.00
	Student Health Home		-11590.00
	Grand Total		60176.00



[Signature]
 President

[Signature]
 Secretary

[Signature]
 Secretary
 Bandel Educational

[Signature]
 Treasurer
 Bandel Educational

Bandel Educational Foundation
 Bandel Educational Foundation
 Bandel Educational Foundation

Bandel Educational Foundation

Registered Office:-Manushpur, Bandel, Hooghly, 712123

2019-20

To
The Proprietor,
S NANDI AND ASSOCIATES
Chartered Accountants
Saheb Bagan,Bandel,Hooghly,712123

Sir,


Subject : Management representation for finalization of accounts and audit 2019-20

1. That the closing cash balance as on 31.03.2020 stood at Rs.148042.00 was physically verified by us .
2. That the assets of the society (movable and immovable) have been physically verified by us in a periodical manner and no major discrepancies were found.
3. That Professional fees / honorarium paid to the related parties as specified in section 13 of The Income Tax Act 1961 is reasonable and commensurate with their professional and other day today services rendered by them and the reasonability / justification for the above Payment is recorded by the management.
4. The management certifies that Contractors payment includes an amount of Rs 1122151/-made to Technospeed Real Estate Private Limited (A company in which spouses some of the members of the Society are Directors and also some members of the society are also directors) for extension of building and infrastructure are on a competitive basis in their usual course of business and the nature of Transaction / contract were not prejudicial to the interest of charitable objects of the society.


Dated :

Place : Hooghly


For **BANDEL EDUCATIONAL FOUNDATION**



Secretary

Bandel Educational
Foundation


Treasurer

Bandel Educational
Foundation




Secretary
Bandel Educational
Foundation


President
Bandel Educational
Foundation