


<b>INDIAN INCOME TAX RETURN ACKNOWLEDGEMENT</b>			Assessment Year 2023-24
[Where the data of the Return of Income in Form ITR-1(SAHA)], ITR-2, ITR-3, ITR-4(SUGAM), ITR-5, ITR-6, ITR-7 filed and verified] (Please see Rule 12 of the Income-tax Rules, 1962)			
PAN	AAAAB6471D		
Name	BANDEL EDUCATIONAL FOUNDATION		
Address	MANUSPUR, BANDEL, Bandel Junction S.O, Chinsurah - Magra , HOOGHLY , 32-West Bengal, 91-INDIA, 712123		
Status	05-AOP/BOI	Form Number	ITR-7
Filed u/s	139(5)-Revised	e-Filing Acknowledgement Number	383737371041023
Taxable Income and Tax Details	Current Year business loss, if any	1	0
	Total Income	2	0
	Book Profit under MAT, where applicable	3	0
	Adjusted Total Income under AMT, where applicable	4	0
	Net tax payable	5	0
	Interest and Fee Payable	6	0
	Total tax, interest and Fee payable	7	0
	Taxes Paid	8	2,022
	(+) Tax Payable /(-) Refundable (7-8)	9	(-) 2,020
Accreted Income and Tax Detail	Accreted Income as per section 115TD	10	0
	Additional Tax payable u/s 115TD	11	0
	Interest payable u/s 115TE	12	0
	Additional Tax and interest payable	13	0
	Tax and interest paid	14	0
	(+) Tax Payable /(-) Refundable (13-14)	15	0
This return has been digitally signed by <u>TAPAS KUMAR SAHA</u> in the capacity of <u>Others</u> having PAN <u>AMIPS1679R</u> from IP address <u>49.37.45.96</u> on <u>04-Oct-</u> <u>2023 12:23:57</u> DSC SI.No & Issuer <u>6993954</u> & <u>51888634CN=Capricorn CA 2014,OU=Certifying</u> <u>Authority,O=Capricorn Identity Services Pvt Ltd.,C=IN</u>			
System Generated Barcode/QR Code	 AAAAB6471D0738373737104102379067409060c5c447ea01ac037387b5377334c04		
<b>DO NOT SEND THIS ACKNOWLEDGEMENT TO CPC, BENGALURU</b>			



## CA S. NANDI AND ASSOCIATES

Chartered Accountants

**CA S. NANDI**

M.Com., LL.B, F.C.A

H.O.: Saheb Bagan, P.O.: Bandel  
District : Hooghly, Pin - 712123, W.B., India  
Tel : 033 - 2631 0946  
Mobile : 9830172638, 7980089648  
e-mail - nandisubbasis@gmail.com  
snandiandassociates@gmail.com  
City Office : 45/1F, MD Road,  
Dumdum Cantt., Kolkata-700028

### INDEPENDENT AUDITOR'S REPORT

#### Opinion

We have audited the attached Balance Sheet of **Bandel Educational Foundation** having its registered office at Manaspur , Bandek , Hooghly,712123 as at 31.03.2023 and also the attached Income & Expenditure Account , Receipts and Payments Accounts and notes to the financial statements including a summary of significant accounting policies for the period ended on the same date annexed thereto which have been signed under reference to this report.

#### Basis for Opinion

We conducted our audit in accordance with the Standards on Auditing (SAs) issued by ICAI. Our responsibilities under those standards are further described in the Auditor's Responsibilities for the Audit of the Financial Statements section of our report. We are independent of the Society in accordance with the ethical requirements that are relevant to our audit of the financial statements and we have fulfilled our other ethical responsibilities in accordance with these requirements. We believe that the audit evidence we have obtained is sufficient and appropriate to provide a basis for our opinion.

#### Responsibilities of Management for the Financial Statements

The Society's Management is responsible for the preparation and fair presentation of these financial statements in accordance with The applicable laws and for such internal control as management determines is necessary to enable the preparation of financial statements that are free from material misstatement, whether due to fraud or error.

In preparing the financial statements, the management is responsible for assessing the Society's ability to continue as a going concern, disclosing, as applicable, matters related to going concern and using the going concern basis of accounting unless management either intends to liquidate the Society or to cease operations, or has no realistic alternative but to do so.

The management is responsible for overseeing the Society's financial reporting process.

#### Auditor's Responsibilities for the Audit of the Financial Statements

Our objectives are to obtain reasonable assurance about whether the financial statements as a whole are free from material misstatement, whether due to fraud or error, and to issue an auditor's report that includes our opinion. Reasonable assurance is a high level of assurance, but is not a guarantee that an audit conducted in accordance with SAs will always detect a material misstatement when it exists. Misstatements can arise from fraud or error and are considered material if, individually or in the aggregate, they could reasonably be expected to influence the economic decisions of users taken on the basis of these financial statements.

As part of an audit in accordance with SAs, we exercise professional judgment and maintain professional skepticism throughout the audit. We also:

- Identify and assess the risks of material misstatement of the financial statements, whether due to fraud or error, design and perform audit procedures responsive to those risks, and obtain audit evidence that is sufficient and appropriate to provide a basis for our opinion. The risk of not detecting a material misstatement resulting from fraud is higher than for one resulting from error, as fraud may involve collusion, forgery, intentional omissions, misrepresentations, or the override of internal control.
- Obtain an understanding of internal control relevant to the audit in order to design audit procedures that are appropriate in the circumstances, but not for the purpose of expressing an opinion on the effectiveness of the Society's internal control.
- Evaluate the appropriateness of accounting policies used and the reasonableness of accounting estimates and related disclosures made by management.



Contd.....2



# S NANDI AND ASSOCIATES

Chartered Accountants

**CA S. NANDI**

M.Com., LLB, FCA

H.O.: Saheb Bagan, P.O.: Bandel  
District : Hooghly, Pin - 712123, W.B., India  
Tel : 033 - 2631 0946  
Mobile : 9830172638, 7980089648  
e-mail - nandisubhasis@gmail.com  
snandiandassociates@gmail.com  
City Office : 45/1F, MD Road,  
Dumdum Cantt., Kolkata-700028

Page-2

• Conclude on the appropriateness of management's use of the going concern basis of accounting and, based on the audit evidence obtained, whether a material uncertainty exists related to events or conditions that may cast significant doubt on the Society's ability to continue as a going concern. If we conclude that a material uncertainty exists, we are required to draw attention in our auditor's report to the related disclosures in the financial statements or, if such disclosures are inadequate, to modify our opinion. Our conclusions are based on the audit evidence obtained up to the date of our auditor's report. However, future events or conditions may cause the Society to cease to continue as a going concern.

We communicate with those charged with governance regarding, among other matters, the planned scope and timing of the audit and significant audit findings, including any significant deficiencies in internal control that we identify during our audit.

### Other Matters

Regarding the Utilization of Assets of the Society at various location have been certified by the management that those are fully utilized by the Society for it's educational purposes. We have relied on this representation.

That regarding details of transactions referred to in section 13(2) of The Income Tax Act 1961 entered the management represented that there was no income or the property of The Society or any part of such income or deemed to have been used or applied for the benefit of a person referred to in section 13(3) of The Income Tax Act 1961. Also the management have certified that That Professional fees / honorarium paid to the eight members amounting to Rs. 3840000/- related parties as specified in section 13 of The Income Tax Act 1961 is reasonable and commensurate with their professional and other day today services rendered by them and the reasonability / justification for the above Payment is recorded by the management. We have relied on this representation.

Our opinion on the financial statements, and Regulatory Requirements below, is not modified in respect of the above matters with respect to the financial statements certified by the management.

### Report on Other Regulatory Requirements:

#### Further, we report that:

1. We have obtained all the information and explanations which to the best of our knowledge and belief were necessary for the purpose of our Audit.
2. The Balance Sheet and the Income & Expenditure Account dealt with by this report are in agreement with the books of accounts as verified by us.
3. In our opinion and to the best of our information and according to the explanations given to us and subject to the accounting policies and notes on accounts appearing in the said financial statements together with notes thereon and attached thereto give a true and fair view.
  - a. In the case of Balance Sheet, of the state of affairs of the Society as at 31.03.2023
  - b. In the case of Income & Expenditure Account of the **Surplus** of the Society up to the period ended on 31.03.2023.

Dated:- 15 SEP 2023  
Place :-Hooghly

For S NANDI AND ASSOCIATES  
Chartered Accountants

CA Subhasis Nandi  
Proprietor  
M.No.-058698  
Reg.No.330169E



UDIN- 23058698BGX0VQ3883

# Bandel Educational Foundation

Manaspur, Bandel, Hooghly-712123

Balance Sheet as at 31-Mar-2023

Particulars	Note No.	Amount Rs	
<b>I. LIABILITIES</b>			
1 <b>Corpus Fund</b>	2		66160368.53
2 <b>Current Liabilities</b>			
(a) Trade Payables		1015657.00	
(b) Other Current Liabilities	3	4174969.83	5190626.83
<b>Total</b>			<b>71350995.36</b>
<b>II. ASSETS</b>			
1 <b>Non-Current Assets</b>			
(a) <b>Fixed Assets</b>			
(i) Tangible Assets	4		58049683.90
(b) Long Term Loans & Advance	5		862985.04
2 <b>Current Assets</b>			
(a) Current Investment	6		2600668.00
(b) Inventories			227787.48
(c) Cash and Cash Equivalents	7		9488058.94
(d) Other current Assets	8		121812.00
<b>Total</b>			<b>71350995.36</b>
<b>Contingent Liabilities &amp; Commitments</b>			
<b>Significant Accounting Policies</b>	1		


The Notes referred to above form an integral part of the Balance Sheet

As per our report of even date

For S NANDI AND ASSOCIATES

Chartered Accountants

Firm Reg. No : 330169E



CA Subhasis Nandi

Proprietor

Membership No. : 058698

Address : Saheb Bagan, Bandel, Hooghly, 712123


Place: Hooghly

Date: 15 SEP 2023

UDIN- 23058698BGX0VQ3883.



  
Secretary  
President  
Bandel Educational  
Foundation

  
Secretary  
Bandel Educational  
Foundation

  
Treasurer  
Treasurer  
Bandel Educational  
Foundation

For and On behalf of the Governing Board

# Bandel Educational Foundation

Manaspur, Bandel, Hooghly-712123

Statement of Income & Expenditure for the year ended 31-Mar-2023

Particulars	Note No.	Amount Rs
I Collection From Students		43271917.00
II Other Income		657732.90
<b>III TOTAL REVENUE (I + II)</b>		<b>43929649.90</b>
<b>IV EXPENSES</b>		
Advertisement & Publicity		1774149.00
AICTE Fees & Affiliation Expenses		108500.00
Bank Charge		7344.03
Books & Periodicals		2880.00
Changes in Inventories		-9018.20
Computer Tools & Maintance		97487.00
Consumables		11248.00
Cultural Function & Activities		336749.00
Expenses for Jexpo Coaching		24500.00
Games & Sports		76860.00
Generator Maintenance Expenses		114963.00
Insurance		73117.00
Hostel /Canteen Running & Maintenance		3083155.00
Internet Expenses		91164.00
Office & Establishment Expenses		277888.00
Postage & Stamp		3741.00
Power & Electricity		1083162.26
Printing & Stationary		318446.00
Professional Fees		3922600.00
Puja Expenses		119465.00
Repairs & Maintenance		691346.00
Security Service		600956.00
Society Renewal Charges		25.00
Software Installation & Upgradation Charges		81001.00
Statutory Audit Fees		59000.00
Student Store Expenses		481069.00
Telephone Charges		31888.00
Training and Placement Exp.		27487.00
Travelling & Conveyance Expenses		62160.00
Vehicle Running & Maintenance		268894.00
Website Development Charge		100711.04
Workshop and Laboratory Exp		111197.00
Employee Benefit Expenses (Salary & PF)		22192341.00
Depreciation and Amortization Expenses	4	3991014.94
<b>TOTAL EXPENSES</b>		<b>40217490.07</b>
<b>V Surplus/(Deficit) (Excess of Income over Expenditure) (IV-V)</b>		<b>3712159.83</b>

The Notes referred to above form an integral part of the Statement of Income and Expenditure Account

As per our report of even date

For **S NANDI AND ASSOCIATES**

Chartered Accountants

Firm Reg. No : 330169E

**CA Subhasis Nandi**

Proprietor

Membership No. : 058698

Address : Saheb Bagan ,Bandel,Hooghly,712123

Place: Hooghly

Date:

UDIN 23058698BGXOVA3883

For and On behalf of the Governing Board



Secretary  
Bandel Educational  
Foundation

Treasurer  
Bandel Educational  
Foundation

President  
Bandel Educational  
Foundation

Bandel Educational Foundation					
Manaspur, Bandel, Hooghly-712123					
Receipts & Payment Account for the year ended 31-Mar-2023					
Receipts	Amount Rs	Amount Rs	Payments	Amount Rs	Amount Rs
To Opening Balance			By Purchase of Fixed Assets (Direct)	42107.00	
Bank Accounts	5664868.11		By Pay.to S.Creditors for Goods / Services/Assets	11485066.04	11527173.04
Cash-in-hand	23207.00	5688075.11			
To Collection From Students	42959005.40		By Fixed Deposit in HDCCB Bank Ltd		2500000.00
(Tuition Fees & Hostel Fees & Others)			By Advance to Staff & Others		846326.24
To SB Interest	205437.00	43164442.40	By Expenses (Direct Payment)		
			Salary & Employee Benefits	18992125.00	
			Advertisement & Publicity	117964.00	
			Workshop Exp/ Lab Exp	24020.00	
To Received from Externally Funded project		15160.00	Cultural Function/Seminar & Other Activities	56874.00	
To Received from Training & Placement (Net)		172497.00	Cheep Canteen Goods-Purchase	278754.00	
To Vocational Recurring Grant (Net)		24105.00	Games & Sports	44527.00	
			Affiliation Fees	108500.00	
			Bank Charges	7344.03	
			Computer Tools & Maintenance	9270.00	
			Consumables	11248.00	
			Expenses for Free Jexpo Coaching	22400.00	
			Faculty Development Expenses	298.00	
			Office & Establishment Expenses	29885.00	
			Postage & Stamp	3741.00	
			Power & Electricity	993465.26	
			Saraswati Puja Expenses	3490.00	
			Printing & Stationary	64189.00	
			Professional Fees	3200000.00	
			Repair & Maintenance	246188.00	
			Store Purchase	42836.00	
			Telephone and Internet Charges	31888.00	
			Travelling & Conveyance Expenses	60245.00	
			Vehicle Running & Maintenance	41246.00	
			Website Development Charge	22000.00	
			Student Concession	86500.00	
			Insurance	73117.00	
			Scholarships	66000.00	
			Entertainment Exp	2097.00	
			PF Penalty & Interest	12387.00	
			P Tax Penalty & Interest	1090.00	
			Google Storage Subscription	2600.00	
			Medical Expenses	39998.00	
			Misc. Expenses	10.00	
			Panchayat Tax	6000.00	
			Society Renewal Charges	25.00	
			TDS Uploading Charges	400.00	24702721.29
			By Closing Balance		
			Bank Accounts	9430932.94	
			Cash-in-hand-As Certified	57126.00	9488059
<b>Total</b>		<b>49064279.51</b>	<b>Total</b>		<b>49064279.51</b>

As per our report of even date  
For S NANDI AND ASSOCIATES  
Chartered Accountants  
Firm Reg. No : 330169E

For and On behalf of the Governing Board

CA Subhasis Nandi  
Proprietor  
Membership No. : 058698  
Address : Saheb Bagan, Bandel, Hooghly, 712123  
Place: Hooghly  
Date: 15 SEP 2023  
UDIN



*[Signature]*  
President  
Bandel Educational  
Foundation

*[Signature]*  
Secretary  
Bandel Educational  
Foundation

*[Signature]*  
Treasurer  
Bandel Educational  
Foundation.

23058698BGXOVQ3883

# **BANDEL EDUCATIONAL FOUNDATION**

Registered under the W.B. Societies Registration Act 1961  
(Regd. No. : S/I/L/47447)

Phone No – (033)2631 0535  
Fax No – (033) 2631 0375  
E-mail : techniqueedu@gmail.com

At &P.O. :Manaspur (Via Bandel Jn.), Dist : Hooghly, W.B., India, 712 123

## **Note-1**

### **SIGNIFICANT ACCOUNTING POLICIES AND NOTES ON ACCOUNTS FORMONG PART OFTHE BALANCE SHEET & INCOME & EXPENDITURE ACCOUNT - 2022-23**

#### **Significant Accounting Policies**

**1 Recognition of Income &Expenditure:-**

Tuition fees (Gross) and other fees received from student during the year recognized as income on cash basis.

All other income and expenditure have been accounted for on accrual basis except otherwise stated.

**2 Accounting for Fixed Assets:-**

Fixed Assets are valued at cost of acquisition inclusive of any other related expenditure for bringing the same in working condition.

**3 Depreciation accounting:-**

Depreciation is provided in accordance with the rates provided in the Income Tax Rule.

**4 Accounting for Investment:-**


Investment is stated at cost .Interest accrued but not received on investment are included in Investment.

#### **Notes on Accounts**

1. The fixed assets of the Institute has been verified by the management According to a phased programme which in our opinion is reasonable having regard to the size of the Institute and no material discrepancies between the book records and physical inventory have been noticed.
2. Professional fees / honorarium paid amounting to Rs 38,40,000.00 to the eight members who are parties as specified in section 13 of the Income Tax Act 1961 is reasonable and commensurate with their professional and other day today services rendered by them and the reasonability / justification for the above payment is recorded by the management .
3. Balances of externally funded projects at the yearendare shown under other currentliabilities.

Dated: - 15 SEP 2023  
Place: -Hooghly

Singed in term of our report of even date  
**For S NANDI AND ASSOCIATES**  
Chartered Accountants  
F.Reg.No.330169E



CA Subhasis Nandi

M.No-058698


Proprietor

UDIN - 23058698 DGX0VQ3883



  
SIGNED  
President  
Bandel Educational  
Foundation

  
SIGNED  
Secretary  
Bandel Educational  
Foundation

  
SIGNED  
Treasurer  
Bandel Educational  
Foundation

**Bandel Educational Foundation**

**Manaspur, Bandel, Hooghly-712123**

**Notes forming part of the Balance Sheet as on 31st March 2023**

S.L.No.	Particulars	Amount Rs.	Amount Rs.	
Note-2	<b>Corpus Fund</b>			
	Opening Balance		62448208.70	
	Add:-Surplus for the Year		3712159.83	
	<b>Grand Total</b>		<b>66160368.53</b>	
Note-3	<b>Other Current Liabilities</b>			
	<b>Externally Funded Project</b>			
	Opening Balance	1417419.23		
	Externally Funded Project	15160.00	1432579.23	
	<b>Duties &amp; Taxes</b>			
	Tds Payable		37380.00	
	Prof.Tax		8110.00	
		<b>Sub Total</b>		<b>1478069.23</b>
	<b>Caution Money</b>			
	Caution Money 2017-18 (@ Rs. 1000/-)	135000.00		
	Caution Money 2018-19 (@ Rs. 1000/-)	634700.00		
	Caution Money 2020-21 (@ Rs. 1000/-)	258000.00		
	Caution Money 2021-22 (@ Rs. 1000/-)	264000.00		
	Caution Money 2022-23 (@ Rs. 1000/-)	367000.00		
	Caution Money EPI (@ Rs. 1000/-)	61000.00		
	Caution Money PT 2017-18 (@Rs.2000/-)	24000.00		
	Caution Money PT 2018-19 (@Rs.2000/-)	34000.00		
	Caution Money PT 2019-20 (@Rs.2000/-)	32000.00		
	Caution Money PT 2020-21 (@Rs.2000/-)	30000.00		
	Caution Money PT 2021-22 (@Rs.2000/-)	42000.00		
	Caution Money PT 2022-23 (@Rs.2000/-)	30000.00		
		<b>Sub Total</b>		<b>1911700.00</b>
	<b>Other Current Liabilities</b>			
ISTE Membership Fees (Students)	142591.00			
Liabilities for Expenses	91797.00			
Seat Booking Fees	275468.00			
Prov for Professional Fees	59000.00			
Prov for Statutory Audit Fees	59000.00			
Remuneration & Centre Exp	12884.00			
Students' Welfare Fund	600.00			
Vocational Exces Application	24052.60			
	<b>Sub Total</b>		<b>665392.60</b>	
<b>Vocational Liabilities</b>				
Employee's Contribution to PF @12%	115390.00			
Employee's ESI Contribution @ 1.75%	4418.00			
Liability for AICTE-ISTE Induction Prog.				
	<b>Sub Total</b>		<b>119808.00</b>	
	<b>Grand Total</b>		<b>4174969.83</b>	

  
President  
Bandel Educational  
Foundation

  
Secretary  
Bandel Educational  
Foundation



  
Treasurer  
Bandel Educational  
Foundation



**Bandel Educational Foundation**  
**Manaspur, Bandel, Hooghly-712123**

**Notes forming part of the Balance Sheet as on 31st march 2023**

Note-5	<u>Long Term Loans &amp; Advance</u>	Amount Rs.	Amount Rs.
	<b>Income Tax</b>		
	TDS-2009-10	800.00	
	TDS-2011-12	4380.00	
	TDS-2013-14	37750.00	
	TDS-2014-15	816.00	
	TDS-2020-21	1767.00	
	TDS-2021-22	2022.00	
	TDS-2022-23	2022.00	49557.00
	<b>Security Deposit</b>		
	S.D- Mobile Set	500.00	
	Security Deposit-Gas Connection	13350.00	
	Security Deposit-Telephone Connection	1000.00	
	Security Deposit-WBSEDCL	95400.00	
	Security Deposit - WBSEDCL (TPI Abason)	1000.00	
	Security Deposit-WBSEDCL-Regional Office , Hooghly	355165.04	466415.04
	<b>TPI Allumni Association Loan</b>		46891.00
	<b>Advance A/c</b>		
	<b>Staff Advance</b>		300122.00
	<b>Grand Total</b>		<b>862985.04</b>

Note-6	<u>Current Investment</u>	Amount Rs.	Amount Rs.
	<b>Accrued Interest of FD in HDCCB Ltd.</b>		
	Accrued Int. on FD RI Deposit HDCCB A/c No. 104005926595 (BEF)	100668.00	
	<b>Fixed Deposit in HDCCB Bank Ltd.</b>		
	RI Deposit HDCCB A/c No. 104005926595 (BEF)	2500000.00	
	<b>Grand Total</b>		<b>2600668.00</b>

Note-7	<u>Cash and Cash Equivalents</u>	Amount Rs.	Amount Rs.
	<b>Cash-in-hand</b>		
	Cash-as certified		57126.00
	<b>Bank Accounts</b>		
	Axis Bank Ltd Disb. A/c No. 910020049697340(TPI)		62815.47
	Axis Bank Ltd.-S/A No.910010045785332(TPI)		1173583.68
	Axis Bank Ltd. S/A No. 912010017963007(BEF)		847782.41
	Axis Bank Ltd. S/A No. 918010103918623(BEF)		2888400.98
	H.D.C.C.Bank Ltd(8222)Tpi(132050071566)		28403.28
	H.D.C.C.Bank Ltd C/a(629)Bef(132050004907)		2677.00
	H.D.C.C.Bank Ltd C/a(635)Tpi(132050004952)		9265.80
	H.D.C.C.Bank Ltd (Sb-8050)BEF(132050071179)		45027.60
	H.D.C.C.B.Ltd-(MODROB)-A/c No-8557(132050072300)		25376.72
	Razorpay Settlement		4347600.00
	State Bank of India C/A No. 40043700695(BEF)		
	<b>Grand Total</b>		<b>9488058.94</b>

Note-8	<u>Other current Assets</u>	Amount Rs.	Amount Rs.
	BEF Employees' Gratuity Fund		15000.00
	Admission Fees Due		92118.00
	Advance A/c		4500.00
	DRCC Receivable		-229768.00
	Festival Advance		20500.00
	Installment Wise Collection		182220.00
	Counselling Fees		53800.00
	Part Time Counselling Fees		-8500.00
	Student Health Home		-11048.00
	WBSCTVESD Receivables		1350.00
	Kotak Fastag Wallet (WB18G6245)		1640.00
	<b>Grand Total</b>		<b>121812.00</b>



*[Signature]*  
**President**

*[Signature]*  
**Secretary**

*[Signature]*  
**Treasurer**

**Bandel Educational Foundation**  
 Unit-Technique Polytechnic Institute  
 Panchrokhi, P.O: Sugandhya, Dist- Hooghly, Pin-712102  
**STATEMENTS OF FIXED ASSETS AS ON 31st March 2023**

Schedule-1

Description of Assets	Opening GB	Additions	Additions	Total Additions	Damage/Sale	Closing GB	Depreciation	Opening Dep	Depreciation	Closing Dep	Net Block
	as on 01.04.2022	01.04.22 to 30.09.22	01.10.22 to 31.03.23	as on 31.03.2023	01.04.22 to 31.03.23	as on 31.03.23	Rate	up to 31.03.22	01.04.22 to 31.03.23	as on 31.03.23	31.03.2023
<b>Computer Hardware &amp; Software</b>	2747968.00	0.00	31000.00	31000.00	0.00	2778968.00	40%	262864.32	83,786.39	366650.71	96170.86
Computer & Printer	1821079.00		31000.00	31000.00		1852079.00	40%	17,89,731.52	26,738.99	1786407.51	55608.49
Computer Software (Library)	33280.00			0.00		33280.00	40%	33,278.87	0.45	33279.32	0.68
Computer Software (Microsoft)	385280.00			0.00		385280.00	40%	3,78,538.87	2,806.45	381235.32	4044.68
Cybercam CR25WG	33600.00			0.00		33600.00	40%	33,521.97	31.21	33553.18	46.82
FortiAP 221E	46020.00			0.00		46020.00	40%	36,079.88	3,976.13	40055.81	5964.19
Fortigate 100E Appliance	234420.00			0.00		234420.00	40%	1,83,785.28	20,253.89	204039.17	30380.83
Fax Machine	8900.00			0.00		8900.00	40%	6,893.59	2.58	8898.15	3.85
Printer Cannon	103896.00			0.00		103896.00	40%	1,03,887.97	3.21	103891.18	4.82
Printer Cannon IR2520	83330.00			0.00		83330.00	40%	83,136.47	77.41	83213.88	116.12
<b>Furniture &amp; Fixture</b>	9682141.00	0.00	0.00	0.00	0.00	9682141.00	10%	6382289.32	3,31,388.17	6699447.49	2882483.65
A.C.Machine	340700.00			0.00		340700.00	10%	2,36,884.78	10,401.52	247068.30	93613.70
Fire Alarm	18640.00			0.00		18640.00	10%	14,373.51	426.65	14800.15	3839.85
Fire Extinguisher	46088.00			0.00		46088.00	10%	32,941.92	1,314.61	34296.53	11831.47
Furniture & Fixture	8808728.00			0.00		8808728.00	10%	57,78,549.11	3,02,917.89	6082467.00	2728261.00
Refrigerator	12800.00			0.00		12800.00	10%	10,511.60	228.84	10740.44	2059.56
Turbo Ventilator	144065.00			0.00		144065.00	10%	75,773.54	6,829.15	82602.69	61482.31
Water Purifier	311120.00			0.00		311120.00	10%	2,18,424.86	9,269.51	227094.38	83425.62
<b>Office Equipments</b>	3867942.23	48601.00	14273.00	89874.00	0.00	3957816.23	10%	1997736.79	1,88,286.39	2184063.68	1683533.19
Bio-metric Attendance Monitoring System	30600.00			0.00		30600.00	10%	18,439.37	1,215.06	19655.43	10944.57
Cash Checking Machine	1250.00			0.00		1250.00	10%	1,060.05	19.00	1079.04	170.96
Cash Counting Machine	22500.00			0.00		22500.00	10%	18,477.43	402.26	18879.68	3620.32
Digital Still Camera	70450.00			0.00		70450.00	10%	30,406.27	4,604.37	35010.65	41439.35
Electronic Display Board	9300.00			0.00		9300.00	10%	7,490.63	180.94	7671.57	1628.43
Elevator	837736.00			0.00		837736.00	10%	4,04,825.59	23,311.04	427938.63	209799.37
EPABX System	121331.23			0.00		121331.23	10%	65,814.04	5,551.72	71365.78	49965.47
Finger Print Image Capture Machine	23000.00			0.00		23000.00	10%	18,525.22	447.48	18972.69	4027.31
Fire Safety Equipments	1741351.00			0.00		1741351.00	10%	7,33,490.87	1,00,786.01	834276.88	907074.12
Grass Cutting Machine	56600.00			0.00		56600.00	10%	32,405.32	2,319.47	34724.79	20875.21
Grinder Machine (Hitachi)	2525.00			0.00		2525.00	10%	1,507.61	101.74	1609.35	915.65
Gym and Other Accessories	123182.00			0.00		123182.00	10%	59,029.02	6,415.30	65444.32	57737.68
Hostel Equipment	86741.00		2378.00	2378.00		89119.00	10%	40,751.03	4,717.90	45468.93	43650.07
Laminator Machine	8410.00			0.00		8410.00	10%	2,959.30	345.07	3304.37	3105.63
LAN-Connection	157515.00	42252.00		42252.00		199767.00	10%	89,307.79	11,045.92	100353.71	99413.29
L.C.D. Projector	128466.00			0.00		128466.00	10%	82,235.52	4,623.05	86858.56	41807.44
Microphone Set	13780.00			0.00		13780.00	10%	10,069.30	371.07	10440.37	3339.63
Micro-Wave Oven	2990.00			0.00		2990.00	10%	2,305.62	68.44	2374.06	615.94
Mobile Set	114785.00	3349.00		3349.00		118134.00	10%	58,866.26	5,826.77	64793.03	53340.97
Musical Instrument	72117.00		11895.00	11895.00		84012.00	10%	43,945.34	3,411.92	47357.25	36654.75
Overhead Projector with Screen	33320.00			0.00		33320.00	10%	21,908.29	1,141.17	23049.46	10270.54
Room Heater	4500.00			0.00		4500.00	10%	2,818.87	168.11	2986.96	1513.02
Sel Top Box	5250.00			0.00		5250.00	10%	3,721.85	152.84	3874.48	1375.52
Sign Boards	67705.00			0.00		67705.00	10%	59,231.94	847.31	60079.25	7625.75
Stretcher	4285.00			0.00		4285.00	10%	3,053.72	123.13	3176.85	1108.15
Telephone & Internet Modem, Pen Drive	124256.00			0.00		124256.00	10%	91,989.35	3,226.67	95216.01	29039.99
Television	116000.00			0.00		116000.00	10%	84,858.18	3,134.18	87792.36	28207.64
Waste Bin	17818.00			0.00		17818.00	10%	4,107.05	1,371.10	5478.14	12339.86
Vacuum Cleaner	8899.00			0.00		8899.00	10%	4,536.17	236.28	4772.46	2126.54
<b>Plant &amp; Machinery</b>	1020949.00	0.00	0.00	0.00	0.00	1020949.00	15%	850747.03	35,894.76	876642.78	144306.23
DG Set	1020949.00	0.00	0.00	0.00	0.00	1020949.00	15%	850747.03	35,894.76	876642.78	144306.23
125KVA Generator	751700.00			0.00		751700.00	15%	6,44,776.87	16,038.47	660815.34	90884.66
25 KVA Generator (Old & Used)	62999.00			0.00		62999.00	15%	24,309.74	5,803.59	30113.13	32885.87
65KVA Generator	178750.00			0.00		178750.00	15%	1,57,138.14	160379.92	160379.92	18370.08
7.5KVA Generator	27500.00			0.00		27500.00	15%	24,522.28	812.11	25334.39	2165.61
<b>Vehicle</b>	1849629.88	0.00	0.00	0.00	0.00	1849629.88	15%	1290188.88	38,916.80	1329102.44	220427.34
Mahindra Scorpio	1106174.00			0.00		1106174.00	15%	9,21,063.25	27,786.61	948829.87	157344.13
Maruti Omni	272782.00			0.00		272782.00	15%	1,38,456.76	11,149.99	206608.75	83183.25
Tata Magic	170663.88			0.00		170663.88	15%	1,70,863.86	0.00	170663.86	0.00

Cont....

Bandel Educational Foundation  
President

Bandel Educational Foundation  
Secretary

Bandel Educational Foundation  
Treasurer



Description of Assets	Opening GB	Additions	Additions	Total Additions	Damage/Sale	Closing GB	Depreciation	Opening Dep	Depreciation	Closing Dep	Net Block
	as on 01.04.2022	01.04.22 to 30.09.22	01.10.22 to 31.03.23	as on 31.03.2023	01.04.22 to 31.03.23	as on 31.03.23	Rate	up to 31.03.22	01.04.22 to 31.03.23	as on 31.03.23	31.03.2023
Page - 2											
<b>Work Shop and Lab Equipment</b>	<b>24887188.00</b>	<b>312088.00</b>	<b>1373966.00</b>	<b>1696080.00</b>	<b>0.00</b>	<b>26643218.00</b>	<b>15%</b>	<b>2,02,67,890.46</b>	<b>11,12,782.22</b>	<b>21370770.70</b>	<b>8172448.38</b>
<b>Laboratory</b>	<b>18963322.75</b>	<b>312088.00</b>	<b>1373408.00</b>	<b>1684483.00</b>	<b>0.00</b>	<b>20847916.73</b>	<b>15%</b>	<b>1,54,99,734.84</b>	<b>9,40,774.78</b>	<b>1944089.51</b>	<b>4207306.14</b>
<b>Civil Lab</b>	<b>3249088.00</b>	<b>23450.00</b>	<b>5901.00</b>	<b>38350.00</b>	<b>0.00</b>	<b>3287498.00</b>	<b>15%</b>	<b>25,69,748.11</b>	<b>1,48,706.44</b>	<b>2668454.78</b>	<b>619954.25</b>
Applied Mechanics Lab(Adv. St. of Mat	1309228.00		5900.00	5900.00		1315128.00	15%	10,99,788.18	31858.47	1131846.66	183481.34
Hydraulics Engg Lab (CE Lab-II)	253617.00			0.00		253617.00	15%	2,12,196.82	6213.21	218408.83	35206.17
Material Testing Lab (CE Lab-I)	707818.00	32450.00		32450.00		740268.00	15%	5,46,341.85	29088.62	574301.47	164835.53
Material Testing Lab 2 (CE Lab-II)	381911.00			0.00		381911.00	15%	2,89,214.99	13904.40	303119.39	78791.61
Water supply Engg. & Sanitary Engg. Lab (CE Lab-IV)	358158.00			0.00		358158.00	15%	2,31,737.56	18963.07	250700.62	107457.38
Soil Mechanics Lab Equipment (Geotech)	238329.00			0.00		238329.00	15%	1,80,469.92	8678.86	180148.78	49160.22
<b>Computer Science &amp; Technology</b>	<b>4681832.98</b>	<b>0.00</b>	<b>1340008.00</b>	<b>1340008.00</b>	<b>0.00</b>	<b>5821032.98</b>	<b>40%</b>	<b>42,15,998.13</b>	<b>4,34,388.14</b>	<b>4684448.29</b>	<b>1271583.71</b>
Computer Lab Equipment-1	549851.00			0.00		549851.00	40%	5,48,438.94	1365.82	547802.56	2048.44
Computer Lab Equipment-2(MODROB)	1517291.00			0.00		1517291.00	40%	15,11,686.25	2253.10	1513011.35	3379.65
Computer Lab Equipment-3 (NEW)	684286.00		620000.00	620000.00		1304286.00	40%	6,58,712.29	134229.48	792941.78	511344.22
Computer Lab Equipment-3(Two)	488452.00			0.00		488452.00	40%	4,88,341.18	44.33	488395.51	66.48
Computer Lab-5	600442.00		620000.00	620000.00		1220442.00	40%	5,22,964.50	155151.00	677715.50	542726.50
Computer Lab-6	634848.00			0.00		634848.00	40%	2,81,332.40	141326.24	422658.64	211989.38
Multimedia Computer Lab	206062.00			0.00		206062.00	40%	2,06,013.59	19.37	206032.96	29.05
<b>Electrical Lab</b>	<b>3180763.26</b>	<b>204056.00</b>	<b>124360.00</b>	<b>338416.00</b>	<b>0.00</b>	<b>3479179.26</b>	<b>15%</b>	<b>26,18,080.48</b>	<b>1,34,837.81</b>	<b>2662918.26</b>	<b>826260.94</b>
Electrical Circuit & Network Lab	26495.00			0.00		26495.00	15%	18,943.73	1132.69	20076.42	6418.58
Electrical Illumination Engg. Lab	36538.00		7020.00	7020.00		43558.00	15%	24,327.69	2358.05	26685.73	16872.27
Electrical Lab Equipment	689460.00			0.00		689460.00	15%	6,03,249.86	12931.52	616181.38	73278.62
Electrical Machine Lab Equipment	280363.00	2516.00	38640.00	41456.00		321819.00	15%	2,14,129.18	13232.97	227362.18	94456.84
Electrical Measurement Lab	453360.00	3300.00		3300.00		456660.00	15%	3,26,346.94	18546.96	345693.90	110786.10
Electrical Utilization, Traction & Heating	16396.00			0.00		16396.00	15%	11,112.64	786.50	11899.14	4456.88
Electrical Instrumentation & Control Lab	84443.00			0.00		84443.00	15%	54,983.94	4418.86	59402.80	25040.20
Microprocessor & Its Application Lab	894177.00	12154.00		12154.00		906331.00	15%	7,16,382.81	26492.23	744875.04	161485.96
Non-Con. (Renewal Energy Power Lab)	41608.00	186088.00	78400.00	264486.00		306094.00	15%	35,112.00	34767.30	69879.30	236214.70
Power System Lab	288470.20			0.00		288470.20	15%	2,46,716.70	6263.02	252979.73	35490.47
Switch Gear Protection Lab Equipment	339493.00			0.00		339493.00	15%	2,66,774.96	10907.71	277682.67	61810.33
<b>Electronics &amp; Telecommunication Lab</b>	<b>4837438.88</b>	<b>46078.00</b>	<b>0.00</b>	<b>46078.00</b>	<b>0.00</b>	<b>4883516.88</b>	<b>15%</b>	<b>37,82,898.19</b>	<b>1,32,144.84</b>	<b>3834886.03</b>	<b>748826.77</b>
Analog Electronic Lab	906918.00	35400.00		35400.00		942318.00	15%	7,46,089.14	29134.33	77223.47	165094.53
Analog Electronic Lab II	63520.00			0.00		63520.00	15%	49,911.11	2041.33	51952.45	11567.55
Basic Electronics Lab	55190.00			0.00		55190.00	15%	44,923.59	1539.96	46463.55	8726.45
Communication Engg Lab	256932.00	10679.00		10679.00		267611.00	15%	1,98,439.38	10225.74	209665.12	57945.88
Communication Lab-2	1292281.00			0.00		1292281.00	15%	10,56,702.42	35336.79	1092039.21	200241.79
Communication Lab- III	71000.00			0.00		71000.00	15%	55,788.56	2281.72	58070.27	12929.73
Consumer Electronics Lab	146386.00			0.00		146386.00	15%	1,18,258.88	4219.07	122477.95	23908.05
Digital Electronics Lab	324117.00			0.00		324117.00	15%	2,85,107.78	8851.38	273959.16	50157.84
Electronics Measurement Lab	232960.00			0.00		232960.00	15%	1,90,990.43	6295.44	197285.88	35674.14
Industrial Electronic Lab-1	362212.20			0.00		362212.20	15%	2,90,142.47	10810.46	300952.83	61259.27
Industrial Electronics Lab-II	228091.00			0.00		228091.00	15%	1,87,162.87	6148.22	193251.09	34839.91
Micro Processor Lab-2	250816.80			0.00		250816.80	15%	2,11,035.32	5967.19	217002.51	33814.09
Network Analysis Lab	98954.00			0.00		98954.00	15%	75,396.92	3533.56	78930.48	20023.52
Printed Circuit Board	246059.00			0.00		246059.00	15%	2,09,661.33	5759.65	215420.98	32638.02
<b>Mechanical Lab</b>	<b>1604775.00</b>	<b>29500.00</b>	<b>0.00</b>	<b>29500.00</b>	<b>0.00</b>	<b>1634275.00</b>	<b>15%</b>	<b>11,75,893.98</b>	<b>68,402.16</b>	<b>1244396.10</b>	<b>389678.90</b>
Automobile Engg Lab	90042.00			0.00		90042.00	15%	71,308.78	2797.98	74188.77	15855.23
Advanced Manf. Process Lab.	818696.00			0.00		818696.00	15%	5,55,783.08	39439.94	595203.02	223492.98
Fluid Mechanics and Fluid Machine Lab	358801.00			0.00		358801.00	15%	2,79,789.34	11404.75	291174.09	64626.91
Heat Power Lab	296506.00	29500.00		29500.00		326006.00	15%	2,04,335.05	12250.64	216585.89	69420.31
Mechanical Metrology Lab	83730.00			0.00		83730.00	15%	64,337.70	2908.65	67246.54	16483.46
<b>Science &amp; Humanity</b>	<b>1740256.75</b>	<b>0.00</b>	<b>2148.00</b>	<b>2148.00</b>	<b>0.00</b>	<b>1742404.75</b>	<b>15%</b>	<b>13,28,703.01</b>	<b>61,894.19</b>	<b>1390997.17</b>	<b>351807.88</b>
Chemistry Lab Equipment	282361.50			0.00		282361.50	15%	2,39,150.88	6481.59	245632.47	36729.03
Environmental Lab	56089.00			0.00		56089.00	15%	44,956.53	1666.87	46623.40	9445.60
Language Lab Equipment	1162990.00			0.00		1162990.00	15%	8,58,828.12	45624.58	904450.71	258539.29
Physic Lab Equipment	238836.25		2148.00	2148.00		240984.25	15%	1,85,769.48	8121.12	193890.59	47093.66
<b>Work Shop</b>	<b>3814716.75</b>	<b>0.00</b>	<b>1587.00</b>	<b>1587.00</b>	<b>0.00</b>	<b>3816303.75</b>	<b>15%</b>	<b>30,78,340.00</b>	<b>1,12,035.96</b>	<b>3190975.86</b>	<b>638298.19</b>
Carpentry Shop Equipment	274484.50			0.00		274484.50	15%	2,21,467.06	7952.62	229418.88	45064.62
Electrical Workshop-2	39628.00			0.00		39628.00	15%	29,127.41	974.79	30102.20	5623.80
Electrical Workshop Equipment	329485.75			0.00		329485.75	15%	2,69,844.24	10348.50	280192.74	48293.01
Electronics Workshop Equipments	18779.50			0.00		18779.50	15%	18,088.11	403.71	16491.82	2267.68
Fitting Shop Equipment	194381.00			0.00		194381.00	15%	1,60,251.09	5119.49	165370.57	29010.43
Mechanical Foundry Shop Equip	193205.00			0.00		193205.00	15%	1,51,787.80	6212.58	158000.38	35204.62
Mechanical Machine Shop Equipment	2211459.00		1557.00	1557.00		2213016.00	15%	17,79,549.87	64903.14	1844453.02	368562.98
Mechanical Welding Shop	558296.00			0.00		558296.00	15%	4,50,824.42	16120.74	466945.16	91350.84
Survey Store	2079126.80			0.00		2079126.80	15%	16,79,313.60	59,971.94	17,39,285.53	3,39,840.95
<b>Building &amp; Construction</b>	<b>9408482.83</b>			<b>0.00</b>	<b>0.00</b>	<b>9408482.83</b>	<b>5%</b>	<b>5,57,29,750.13</b>	<b>19,17,746.63</b>	<b>5,76,47,496.76</b>	<b>3,64,37,185.89</b>

Bandel Educational Foundation  
President

Bandel Educational Foundation  
Secretary

Bandel Educational Foundation  
Treasurer



Description of Assets	Opening GB	Additions	Additions	Total Additions	Damage/Sale	Closing GB	Depreciation	Opening Dep	Depreciation	Closing Dep	Net Block
	as on 01.04.2022	01.04.22 to 30.09.22	01.10.22 to 31.03.23	as on 31.03.2023	01.04.22 to 31.03.23	as on 31.03.23	Rate	up to 31.03.22	01.04.22 to 31.03.23	as on 31.03.23	31.03.2023
Electrical Installation	6028328.38	27	0	22165.00	0.00	6060493.35	0%	45,23,441.36	1,52,705.20	46,76,146.56	13,74,346.79
Land & Land Development	8196630.00		8.00	0.00	0.00	8196630.00	0%	0.00	0.00	0.00	81,96,630.00
Land at Naktanga- Deed No-I-04573	1385950.00			0.00		1385950.00	0%	0.00	0.00	0.00	1385950.00
Land at Naktanga- Deed No -I-04574	80460.00			0.00		80460.00	0%	0.00	0.00	0.00	80460.00
Land at Panchrokh- Deed No-I-01523	1400.00			0.00		1400.00	0%	0.00	0.00	0.00	1400.00
Land at Panchrokh- Deed No-I-03663	2736400.00			0.00		2736400.00	0%	0.00	0.00	0.00	2736400.00
Land at Panchrokh- Deed No-I-03688	68750.00			0.00		68750.00	0%	0.00	0.00	0.00	68750.00
Land at Panchrokh- Deed No-I-04467	232410.00			0.00		232410.00	0%	0.00	0.00	0.00	232410.00
Land at Panchrokh- Deed No-I-04468	104210.00			0.00		104210.00	0%	0.00	0.00	0.00	104210.00
Land -Deed No I-07863-Sumitra Singh Har	630010.00			0.00		630010.00	0%	0.00	0.00	0.00	630010.00
Other Land & Land Development	2959040.00			0.00		2959040.00	0%	0.00	0.00	0.00	2959040.00
Smart Class Room Instruments	736811.00		5316.00	5316.00		73821.00	10%	2,01,439.24	53,172.68	254811.92	481208.08
Library	3600211.00	17828.00	26628.00	44450.00	0.00	3644661.00	10%	24,44,922.66	1,16,967.13	25,81,889.79	1062771.24
Library Books	3484318.00	17825.00	26625.00	44450.00		3526768.00	10%	23,55,520.61	115993.49	2471514.10	1057253.90
NPTL Lab Equipment	115893.00			0.00		115893.00	15%	1,09,402.04	973.64	110375.69	5517.31
Survey Museum	60700.00			0.00	0.00	60700.00	10%	36,760.44	1,393.96	38154.40	12545.53
Vocational Assets	183519.00			0.00	0.00	183519.00	15%	0.00	0.00	0.00	183519.00
<b>Grand Total</b>	<b>15,65,41,935.09</b>	<b>3,97,676.00</b>	<b>14,51,173.00</b>	<b>18,48,849.00</b>	<b>-</b>	<b>15,63,90,784.09</b>		<b>8,63,50,085.52</b>	<b>29,91,014.94</b>	<b>10,03,41,100.47</b>	<b>5,80,49,683.90</b>



*[Signature]*  
President  
Bandel Educational  
Foundation

*[Signature]*  
Secretary  
Bandel Educational  
Foundation

*[Signature]*  
Treasurer  
Bandel Educational  
Foundation