

INDIAN INCOME TAX RETURN ACKNOWLEDGEMENT

[Where the data of the Return of Income in Form ITR-1(SAHA)], ITR-2, ITR-3, ITR-4(SUGAM), ITR-5, ITR-6, ITR-7
filed and verified:
(Please see Rule 12 of the Income-tax Rules, 1962)

Assessment
Year
2025-26

PAN	AAAAB6471D		
Name	BANDEL EDUCATIONAL FOUNDATION		
Address	MANUSPUR, BANDEL, Bandel Junction S.O, Chirsurah - Magra , HOOGHLY , 32-West Bengal, 91-INDIA, 712123		
Status	05-AOP/BOI	Form Number	ITR-7
Filed u/s	139(1)-On or before due date	e-Filing Acknowledgement Number	917470860031025

Taxable Income and Tax Details			
	Current Year business loss, if any	1	0
	Total Income	1A	0
	Book Profit under MAT, where applicable	2	0
	Adjusted Total Income under AMT, where applicable	3	0
	Net tax payable	4	0
	Interest and Fee Payable	5	0
	Total tax, interest and Fee payable	6	0
	Taxes Paid	7	14,352
	(+) Tax Payable /(-) Refundable (6-7)	8	(-) 14,350
Accreted Income and Tax Detail			
	Accreted Income as per section 115TD	9	0
	Additional Tax payable u/s 115TD	10	0
	Interest payable u/s 115TE	11	0
	Additional Tax and Interest payable	12	0
	Tax and interest paid	13	0
	(+) Tax Payable /(-) Refundable (12-13)	14	0

Income Tax Return electronically transmitted on 03-Oct-2025 15:59:15 from IP address
49.37.47.170 and verified by TAPAS KUMAR SAHA having PAN
AMIPS1679R on 03-Oct-2025 using paper ITR-Verification Form/Electronic Verification Code
EN1XJ6XMI generated through Aadhaar OTP mode

System Generated
Barcode/QR Code



AAAAAB6471D079174708600310255d7642a11c4f1231234a85b192b44195faf63ae3

DO NOT SEND THIS ACKNOWLEDGEMENT TO CPC, BENGALURU



S NANDI AND ASSOCIATES

Chartered Accountants

CA S. NANDI

M.Com., LLB, FCA

H.O.: Saheb Bagan, P.O.: Bandel
District : Hooghly, Pin - 712123, W.B., India
Tel : 033 - 2631 0946
Mobile : 9830172638, 7980089648
e-mail - nandisubbasis@gmail.com
snandiandassociates@gmail.com
City Office : 45/1F, MD Road,
Dumdum Cantt., Kolkata-700028

INDEPENDENT AUDITOR'S REPORT

Opinion

We have audited the attached Balance Sheet of **Bandel Educational Foundation** having its registered office at Manaspur, Bandel, Hooghly, 712123 as at 31.03.2025 and also the attached Income & Expenditure Account, Receipts and Payments Accounts and notes to the financial statements including a summary of significant accounting policies for the period ended on the same date annexed thereto which have been signed under reference to this report.

Basis for Opinion

We conducted our audit in accordance with the Standards on Auditing (SAs) issued by ICAI. Our responsibilities under those standards are further described in the Auditor's Responsibilities for the Audit of the Financial Statements section of our report. We are independent of the Society in accordance with the ethical requirements that are relevant to our audit of the financial statements and we have fulfilled our other ethical responsibilities in accordance with these requirements. We believe that the audit evidence we have obtained is sufficient and appropriate to provide a basis for our opinion.

Responsibilities of Management for the Financial Statements

The Society's Management is responsible for the preparation and fair presentation of these financial statements in accordance with The applicable laws and for such internal control as management determines is necessary to enable the preparation of financial statements that are free from material misstatement, whether due to fraud or error.

In preparing the financial statements, the management is responsible for assessing the Society's ability to continue as a going concern, disclosing, as applicable, matters related to going concern and using the going concern basis of accounting unless management either intends to liquidate the Society or to cease operations, or has no realistic alternative but to do so.

The management is responsible for overseeing the Society's financial reporting process.

Auditor's Responsibilities for the Audit of the Financial Statements

Our objectives are to obtain reasonable assurance about whether the financial statements as a whole are free from material misstatement, whether due to fraud or error, and to issue an auditor's report that includes our opinion. Reasonable assurance is a high level of assurance, but is not a guarantee that an audit conducted in accordance with SAs will always detect a material misstatement when it exists. Misstatements can arise from fraud or error and are considered material if, individually or in the aggregate, they could reasonably be expected to influence the economic decisions of users taken on the basis of these financial statements.

As part of an audit in accordance with SAs, we exercise professional judgment and maintain professional skepticism throughout the audit. We also:

- Identify and assess the risks of material misstatement of the financial statements, whether due to fraud or error, design and perform audit procedures responsive to those risks, and obtain audit evidence that is sufficient and appropriate to provide a basis for our opinion. The risk of not detecting a material misstatement resulting from fraud is higher than for one resulting from error, as fraud may involve collusion, forgery, intentional omissions, misrepresentations, or the override of internal control.
- Obtain an understanding of internal control relevant to the audit in order to design audit procedures that are appropriate in the circumstances, but not for the purpose of expressing an opinion on the effectiveness of the Society's internal control.
- Evaluate the appropriateness of accounting policies used and the reasonableness of accounting estimates and related disclosures made by management.

Contd.....2





S NANDI AND ASSOCIATES

Chartered Accountants

CA S. NANDI

M.Com., LLB, FCA

H.O.: Sahèb Bagan, P.O.: Bandel
District : Hooghly, Pin - 712123, W.B., India
Tel : 033 - 2631 0946
Mobile : 9830172638, 7980089648
e-mail - nandisubhasis@gmail.com
snandiandassociates@gmail.com
City Office : 45/1F, MD Road,
Dumdum Cantt., Kolkata-700028

Page-2

• Conclude on the appropriateness of management's use of the going concern basis of accounting and, based on the audit evidence obtained, whether a material uncertainty exists related to events or conditions that may cast significant doubt on the Society's ability to continue as a going concern. If we conclude that a material uncertainty exists, we are required to draw attention in our auditor's report to the related disclosures in the financial statements or, if such disclosures are inadequate, to modify our opinion. Our conclusions are based on the audit evidence obtained up to the date of our auditor's report. However, future events or conditions may cause the Society to cease to continue as a going concern.

We communicate with those charged with governance regarding, among other matters, the planned scope and timing of the audit and significant audit findings, including any significant deficiencies in internal control that we identify during our audit.

Other Matters

Regarding the Utilization of Assets of the Society at various location have been certified by the management that those are fully utilized by the Society for it's educational purposes. We have relied on this representation.

That regarding details of transactions referred to in section 13(2) of The Income Tax Act 1961 entered the management represented that there was no income or the property of The Society or any part of such income or deemed to have been used or applied for the benefit of a person referred to in section 13(3) of The Income Tax Act 1961. Also the management have certified that That Professional fees / honorarium paid to the eight members amounting to Rs. 3840000/- who are related parties as specified in section 13 of The Income Tax Act 1961 is reasonable and commensurate with their genuine professional and other day today services rendered by them and the reasonability / justification for the above Payment is recorded by the management. We have relied on this representation.

Our opinion on the financial statements, and Regulatory Requirements below, is not modified in respect of the above matters with respect to the financial statements certified by the management.

Report on Other Regulatory Requirements:

Further, we report that:

1. We have obtained all the information and explanations which to the best of our knowledge and belief were necessary for the purpose of our Audit.
2. The Balance Sheet and the Income & Expenditure Account dealt with by this report are in agreement with the books of accounts as verified by us.
3. In our opinion and to the best of our information and according to the explanations given to us and subject to the accounting policies and notes on accounts appearing in the said financial statements together with notes thereon and attached thereto give a true and fair view.
 - a. In the case of Balance Sheet, of the state of affairs of the Society as at 31.03.2025
 - b. In the case of Income & Expenditure Account of the **Surplus** of the Society up to the period ended on 31.03.2025.

Dated:-01.09.2025
Place :- Hooghly

For S NANDI AND ASSOCIATES
Chartered Accountants

CA Subhasis Nandi
Proprietor
M.No.-058698
Reg.No.330169E



UDIN- 25058698 BMHATB6644

Bandel Educational Foundation

Manaspur, Bandel, Hooghly-712123

Balance Sheet as at 31-Mar-2025

Particulars	Note No.	2024-25		2023-24	
		Amount Rs		Amount Rs	
I. LIABILITIES					
1 Corpus Fund (Unrestricted)	2		66846644.10		66661945.96
2 Current Liabilities					
(a) Trade Payables		374023.00		381302.00	
(b) Other Current Liabilities	3	3519234.83	3893257.83	3471493.83	3852795.83
Total			70739901.93		70514741.79
II. ASSETS					
1 Non-Current Assets					
(a) Fixed Assets					
(i) Tangible Assets	4		55595252.30		57543608.77
(b) Long Term Loans & Advance	5		916648.04		906174.04
2 Current Assets					
(a) Current Investment	6		11614569.71		7052079.65
(b) Inventories			772715.23		328157.23
(c) Cash and Cash Equivalents	7		1642259.65		4494976.10
(d) Other current Assets	8		198457.00		189746.00
Total			70739901.93		70514741.79
Contingent Liabilities & Commitments					
Significant Accounting Policies	1				

The Notes referred to above form an integral part of the Statement of Balance Sheet

As per our report of even date

For and On behalf of the Governing Board

For **S NANDI AND ASSOCIATES**

Chartered Accountants

Firm Reg. No. : 330169E

Subhasis Nandi
CA Subhasis Nandi

Proprietor

Membership No. : 058698

Address : Sahab Bagan ,Bandel,Hooghly,712123

Place: Hooghly

Date: **01 SEP 2025**



[Signature]
President
 Bandel Educational Foundation

[Signature]
Secretary
 Bandel Educational Foundation

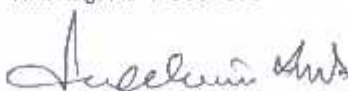
[Signature]
Treasurer
 Bandel Educational Foundation

UDIN **25058698BMMATB6641**

Bandel Educational Foundation				
Manaspur, Bandel, Hooghly-712123				
Income & Expenditure A/c for the year ended 31-Mar-2025			2024-25	2023-24
	Particulars	Note No.	Amount Rs	Amount Rs
I	Collection From Students		38205262.00	41131940.00
II	Other Income (Interest and Others)		2060591.31	2033964.65
III	TOTAL REVENUE (I + II)		40265853.31	43165904.65
IV	EXPENSES			
	Advertisement & Publicity		1793255.00	1624756.00
	AICTE Fees & Affiliation Expenses		269500.00	478500.00
	Bank Charge		5730.93	1386.00
	Books & Periodicals		29340.00	93497.00
	Changes in Inventories		-444558.00	-100369.75
	Computer Tools & Maintenance		224972.00	205909.00
	Faculty Development Exp.		9909.00	0.00
	Consumables		11499.00	11471.00
	Cultural Function & Activities		410653.00	297786.00
	Charity & welfare		54200.00	75170.00
	Expenses for NBA		0.00	1049437.00
	Games & Sports		102770.00	91141.00
	Generator Maintenance Expenses		140665.44	133395.00
	Google Storage Subscription		3900.00	2600.00
	Insurance		115450.00	118519.00
	IIC- Expenses		21530.00	0.00
	Hostel /Canteen Running & Maintenance		2081620.00	2717240.00
	Internet Expenses		39068.20	14210.00
	Interest on Loan (HDCCB)		10471.00	0.00
	Office & Establishment Expenses		517581.50	447914.00
	Postage & Stamp		2568.00	715.00
	Power & Electricity		1042885.00	1068036.00
	Printing & Stationary		462036.00	418050.00
	Professional Fees		3927000.00	3919000.00
	Puja Expenses		225897.00	125467.00
	Renewal Charges for Elevator License		0.00	2200.00
	Repairs & Maintenance		461401.00	789381.00
	Security Service		654655.00	609438.00
	Society Renewal Charges		375.00	25.00
	Software Installation & Upgradation Charges		85904.00	101480.00
	Statutory Audit Fees		59000.00	59000.00
	Student Store Expenses		996379.00	516142.00
	Survey Camp Expenses		41016.00	51287.00
	Telephone Charges		34771.68	31213.00
	Training and Placement Exp.		74819.00	164646.00
	Travelling & Conveyance Expenses		67824.00	76235.00
	Vehicle Running & Maintenance		215491.56	228975.00
	Website Development Charge		204446.64	100926.84
	Women's Task Force Exp.		2210.00	0.00
	Workshop and Laboratory Exp		109176.50	143543.00
	Employee Benefit Expenses (Salary & PF)		22105541.00	22972494.00
	Depreciation and Amortization Expenses	4	3910201.72	4023512.13
	TOTAL EXPENSES		40081155.17	42664327.22
V	Surplus/(Deficit) (Excess of Income over Expenditure) (III-IV)		184698.14	501577.43

The Notes referred to above form an integral part of the Statement of Income and Expenditure Account

As per our report of even date
For **S NANDI AND ASSOCIATES**
Chartered Accountants
Firm Reg. No : 330169E



CA Subhasis Nandi
Proprietor
Membership No. : 058698
Address : Saheb Bagan ,Bandel,Hooghly,712123
Place: Hooghly
Date: **01 SEP 2025**

UDIN **250586980MNAT06644**

For and On behalf of the Governing Board


President
President **Bandel Educational Foundation**


Secretary
Secretary **Bandel Educational Foundation**



Treasurer
Treasurer **Bandel Educational Foundation**



Bandel Educational Foundation
Manaspur, Bandel, Hooghly-712123
Receipts & Payment Account for the year ended 31-Mar-2025

	2024-25		2023-24	
	Amount	Amount	Amount	Amount
Opening Balance		4494976.10		9488058.94
Bank Accounts	4460519.10		9430932.94	
Cash-in-hand	34457.00		57126.00	
Receipts:				
Current Liabilities	2099553.00			
Collection From Students	23478735.00		27642634.00	
Interest on Fixed Deposit & Others	187239.00		202824.00	
Miscellaneous Income	1373775.25		248890.00	
Other Mis. Receipts From Student	3193922.00		5696853.00	
Training & Placement	39681.00		21154.00	
Net Receipts	30372905.25		33812355.00	
	34867881.35		43300413.94	
Payments:				
Current Liabilities			5285258.00	
Fixed Assets	49267.25		48297.00	
Investments	3951917.00		4000000.00	
Current Assets	1034820.52		1224330.84	
Other Expenses	5902276.93		6455420.00	
Advertisement & Publicity	89100.00		93156.00	
Cultural Function & Other Activities	43331.00		34089.00	
Games & Sports	70625.00		55713.00	
Hostel/Cheep Canteen Goods-Purchase	37382.00		233754.00	
Puja Expenses	9000.00		2540.00	
Salary	21948191.00		21264595.00	
Store Purchase	61163.00		95304.00	
Workshop Exp/ Lab Exp	28548.00		12981.00	
Net Payments	33225621.70		38805437.84	
Closing Balance		1642259.65		4494976.10
Bank Accounts	1607323.65		4460519.10	
Cash-in-hand	34936.00		34457.00	

As per our report of even date
For S NANDI AND ASSOCIATES
Chartered Accountants
Firm Reg. No : 330169E


CA Subhas Nandi

Proprietor
Membership No. : 058698
Address : Saheb Bagan ,Bandel,Hooghly,712123
Place:

Date: **01 SEP 2025**

UDIN - 250586980MMATB6644



For and On behalf of the Governing Board


President
President
Bandel Educational
Foundation


Secretary
Secretary
Bandel Educational
Foundation


Treasurer
Treasurer
Bandel Educational
Foundation

BANDEL EDUCATIONAL FOUNDATION

Registered under the W.B. Societies Registration Act 1961
(Regd. No. : S/I/L/47447)

Phone No – (033)2631 0535
Fax No – (033) 2631 0375
E-mail : techniqueedu@gmail.com

At &P.O. :Manaspur (Via Bandel Jn.), Dist : Hooghly, W.B., India, 712 123

Note-1

SIGNIFICANT ACCOUNTING POLICIES AND NOTES ON ACCOUNTS FORMONG PART OFTHE BALANCE SHEET & INCOME & EXPENDITURE ACCOUNT - 2024-25

Significant Accounting Policies

- 1 Recognition of Income &Expenditure:-**
Tution fees (Gross) and other fees received from student during the year recognized as income on cash basis.
All other income and expenditure have been accounted for on accrual basis except otherwise stated.
- 2 Accounting for Fixed Assets:-**
Fixed Assets are valued at cost of acquisition inclusive of any other related expenditure for bringing the same in working condition.
- 3 Depreciation accounting:-**
Depreciation is provided in accordance with the rates provided in the Income Tax Rule.
- 4 Accounting for Investment:-**

Investment is stated at cost .Interest accrued but not received on investment are included in Investment.

Notes on Accounts

1. The fixed assets of the Institute and utilization of the same for educational purposes has been verified by the management According to a phased program which in our opinion is reasonable having regard to the size of the Institute and no material discrepancies between the book records and physical inventory have been noticed.
2. Professional fees / honorarium paid amounting to Rs 38,40,000.00 to the eight members who are related parties as specified in section 13 of the Income Tax Act 1961 is reasonable and commensurate with their genuine professional and other day today services rendered by them and the reasonability / justification for the above payment is recorded by the management .
3. Balances of externally funded projects at the yearend are shown under other current liabilities.

Dated: - **01 SEP 2025**

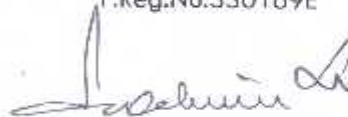
Place: - Hooghly

Singed in term of our report of even date

For S NANDI AND ASSOCIATES

Chartered Accountants

F.Reg.No.330169E



CA Subhasis Nandi

M.No-058698

Proprietor

UDIN - **2505869800MATB 6644**


SIGNED
Secretary
Bandel Educational
Foundation


SIGNED
President
Bandel Educational
Foundation


SIGNED
Treasurer
Bandel Educational
Foundation

Bandel Educational Foundation
Manaspur, Bandel, Hooghly-712123

Notes forming part of the Balance Sheet as on 31st March 2025

S.L.No.	Particulars	2024-25		2023-24	
		Amount Rs.	Amount Rs.	Amount Rs.	Amount Rs.
Note-2	Corpus Fund				
	Opening Balance		66661945.96		66160368.53
	Add:-Surplus for the Year		184698.14		501577.43
	Grand Total		66846644.10		66661945.96
Note-3	Other Current Liabilities				
	Externally Funded Project				
	Opening Balance	1421779.23		1432579.23	
	Externally Funded Project (Refund)	0.00	1421779.23	-10800.00	1421779.23
	Dr. Pramatha Ranjan Dutta Memorial Scholarship Fund		6000.00		0.00
	Duties & Taxes				
	Tds Payable		137385.00		65035.00
	Prof.Tax		8580.00		8490.00
	Sub Total		1573744.23		1496304.23
	Caution Money				
	Caution Money 2020-21 (@ Rs. 1000/-)	0.00		199000.00	
	Caution Money 2021-22 (@ Rs. 1000/-)	0.00		233000.00	
	Caution Money 2022-23 (@ Rs. 1000/-)	336000.00		381000.00	
	Caution Money 2023-24 (@ Rs. 1000/-)	299000.00		300000.00	
	Caution Money 2024-25 (@ Rs. 1000/-)	413000.00		0.00	
	Caution Money PT 2017-18 (@Rs.2000/-)	0.00		24000.00	
	Caution Money PT 2018-19 (@Rs.2000/-)	0.00		14000.00	
	Caution Money PT 2019-20 (@Rs.2000/-)	0.00		32000.00	
	Caution Money PT 2020-21 (@Rs.2000/-)	30000.00		30000.00	
	Caution Money PT 2021-22 (@Rs.2000/-)	42000.00		42000.00	
Caution Money PT 2022-23 (@Rs.2000/-)	30000.00		30000.00		
Sub Total		1150000.00		1285000.00	
Other Current Liabilities					
ISTE Membership Fees (Students)	149813.00		137510.00		
Liabilities for Expenses	255301.00		179847.00		
Review Fees	0.00		4400.00		
Seat Booking Fees	137534.00		58734.00		
Prov for Professional Fees	59000.00		59000.00		
Prov for Statutory Audit Fees	59000.00		59000.00		
Remuneration & Centre Exp	20573.00		72489.00		
Students' Welfare Fund	600.00		600.00		
Vocational Exces Application	11441.60		6547.60		
Sub Total		693262.60		578127.60	
Vocational Liabilities					
Employee's Contribution to PF @12%	98545.00		107653.00		
Employee's ESI Contribution @ 1.75%	3683.00		4409.00		
Sub Total		102228.00		112062.00	
Grand Total		3519234.83		3471493.83	


Secretary
Bandel Educational
Foundation


President
Bandel Educational
Foundation


Treasurer
Bandel Educational
Foundation



Bandel Educational Foundation
Manaspur, Bandel, Hooghly-712123

Notes forming part of the Balance Sheet as on 31st march 2025

Note-5	Long Term Loans & Advance	Amount Rs.	Amount Rs.	Amount Rs.	Amount Rs.
	Income Tax				
	TDS-2009-10	800.00		800.00	
	TDS-2011-12	4380.00		4380.00	
	TDS-2013-14	37750.00		37750.00	
	TDS-2014-15	816.00		816.00	
	TDS-2020-21	1767.00		1767.00	
	TDS-2021-22	2022.00		2022.00	
	TDS-2022-23	0.00		2022.00	
	TDS-2024-25	14352.00	61887.00	2027.00	51584.00
	Security Deposit				
	S.D- Mobile Ser	500.00		500.00	
	Security Deposit-Gas Connection	13350.00		13350.00	
	Security Deposit-Telephone Connection	1000.00		1000.00	
	Security Deposit-WBSEDCL	95400.00		95400.00	
	Security Deposit - WBSEDCL (TPI Abason)	1000.00		1000.00	
	Security Deposit-WBSEDCL-Regional Office , Hooghly	373408.04	484658.04	355212.04	466462.04
	TPI Alumni Association Loan		46891.00		46891.00
	Staff Advance		323212.00		341237.00
	Grand Total		916648.04		906174.04

Note-6	Current Investment	Amount Rs.	Amount Rs.	Amount Rs.	Amount Rs.
	Accrued Interest of FD in HDCCB Ltd.				
	Accrued Int. on FD-RI Deposit HDCCB A/c No. 104005926595 (BEF)	142830.01		133770.97	
	Accrued Int. on RI Deposit HDCCB A/c No. 104006301130 (BEF)	155815.85		136366.84	
	Accrued Int. on RI Deposit HDCCB A/c No. 104006301141 (BEF)	155815.85		136366.84	
	Accrued Interest of FD in Axis Bank Ltd.				
	Accrued Interest on FD Axis Bank A/c No. 925040056071483 (BEF)	14993.00		0.00	
	Accrued Interest on FD Axis Bank A/c No. 925040056071535 (BEF)	14992.00		0.00	
	Fixed Deposit in Axis Bank Ltd.				
	Fixed Deposit Axis Bank A/c No. 925040056071483 (BEF)	2000000.00		0.00	
	Fixed Deposit Axis Bank A/c No. 925040056071535 (BEF)	2000000.00		0.00	
	Fixed Deposit in HDCCB Bank Ltd.				
	RI Deposit HDCCB A/c No. 104005926595 (BEF)	2838471.00		2645575.00	
	RI Deposit HDCCB A/c No. 104006301130 (BEF)	2145826.00		2000000.00	
	RI Deposit HDCCB A/c No. 104006301141 (BEF)	2145826.00		2000000.00	
	Grand Total		11614569.71		7052079.65

Note-7	Cash and Cash Equivalents	Amount Rs.	Amount Rs.	Amount Rs.	Amount Rs.
	Cash-in-hand				
	Cash-as certified		34936.00		34457.00
	Bank Accounts				
	Axis Bank Ltd Disb. A/c No. 910020049697340(TPI)		69245.47		64965.47
	Axis Bank Ltd.-S/A No.910010045785332(TPI)		194365.68		2729936.68
	Axis Bank Ltd. S/A No. 912010017963007(BEF)		821766.95		412764.57
	Axis Bank Ltd. S/A No. 918010103918623(BEF)		82200.15		176527.98
	H.D.C.C.Bank Ltd(8722)Tpi(132050071566)		30175.28		29276.28
	H.D.C.C.Bank Ltd C/a(629)Bef(132050004907)		1438.00		2323.00
	H.D.C.C.Bank Ltd C/a(635)Tpi(132050004952)		8557.80		8911.80
	H.D.C.C.Bank Ltd (Sb-8050)BEF(132050071179)		126494.60		934159.60
	H.D.C.C.B.Ltd-(MODROB)-A/c No-8557(132050072300)		15279.72		14853.72
	Razorpay Settlement		257800.00		86800.00
	Grand Total		1642259.65		4494976.10

Note-8	Other current Assets	Amount Rs.	Amount Rs.	Amount Rs.	Amount Rs.
	BEF Employees' Gratuity Fund		15000.00		15000.00
	Admission Fees Due		93118.00		68118.00
	Advance A/c		7075.00		-43000.00
	DRCC Receivable		0.00		6266.00
	Festival Advance		24750.00		24000.00
	Installment Wise Collection		57820.00		93020.00
	Counselling Fees		0.00		53800.00
	Part Time Counselling Fees		0.00		-8500.00
	Student Health Home		0.00		-19608.00
	Kotak Fastag Wallet (WB: 8G6245)		694.00		650.00
	Grand Total		198457.00		189746.00



[Signature]
Secretary
 Bandel Educational
 Foundation

[Signature]
President
 Bandel Educational
 Foundation

[Signature]
Treasurer
 Bandel Educational
 Foundation

Description of Assets	Opening GB	Additions	Additions	Total Additions	Damage/Sale	Closing GB	Depreciation	Opening Dep	Depreciation	Closing Dep	Net Book
	as on 01.04.2024	01.04.24 to 30	01.10.24 to 31.03.25	as on 31.03.2025	01.04.24 to 31.03.25	as on 31.03	Rate	up to 31.03.24	01.04.24 to 31.03.25	as on 31.03.25	31.03.2025
Page -2											
Work Shop and Lab Equipment	2,70,97,976.00	480123.00	1,67021.00	647144.00	0.00	27745120.00	15%	22554436.71	11,14,463.47	23668900.18	4076219.82
Laboratory	2,11,08,765.75	480123.00	1,55819.00	635942.00	0.00	21744707.75	15%	17472368.99	9,77,551.94	18449920.93	3294786.82
Civil Lab	32,90,111.00	0.00	28320.00	28320.00	0.00	3318431.00	15%	2761703.19	81,385.17	2843088.36	475342.64
Applied Mechanics Lab (Adv. St. of Mat.)	13,15,128.00		0.00			1315128.00	15%	1159168.86	23,393.87	1182567.73	132565.27
Hydraulics Engg Lab (CF Lab-III)	2,53,617.00		0.00			253617.00	15%	223690.06	4,489.04	228179.10	25437.90
Materials Testing Lab (CF Lab-II)	7,40,266.00		0.00			740266.00	15%	600155.80	21,016.53	621172.33	119093.67
Materials Testing Lab 2 (CF Lab-I)	3,81,911.00		0.00			381911.00	15%	314938.13	10,045.93	324984.06	56926.94
Water supply Engg. & Sanitary Engg. Lab (CF Lab-I)	3,60,860.00		28320.00	28320.00		389180.00	15%	267224.43	16,169.32	263393.85	105786.15
Soil Mechanics Lab Equipment (Geotech)	2,38,329.00		0.00			238329.00	15%	196325.81	6,270.48	202796.29	35532.71
Computer Science & Technology	61,95,532.00	411000.00	0.00	411000.00	0.00	6606532.00	40%	5212981.78	5,57,420.09	5770401.87	836130.13
Computer Lab Equipment-1	8,24,351.00	82200.00		82200.00		906551.00	40%	603321.94	1,21,211.62	724733.56	181817.44
Computer Lab Equipment-2 (MODROB)	15,17,991.00	328800.00		328800.00		1846091.00	40%	1515263.21	1,32,331.12	1647594.33	198496.67
Computer Lab Equipment-3 (NEW)	13,04,286.00					1304286.00	40%	997479.47	1,22,722.61	1120202.08	184003.92
Computer Lab Equipment-3(Two)	4,88,452.00					488452.00	40%	488412.11	15.96	488478.07	23.93
Computer Lab-5	12,20,442.00					1220442.00	40%	894806.10	1,30,254.36	1025600.46	195381.54
Computer Lab-6	6,34,646.00					634646.00	40%	507454.38	50,877.45	558331.83	76316.17
Multimedia Computer Lab	2,06,062.00					206062.00	40%	206044.57	6.97	206051.54	10.46
Electrical Lab	36,56,909.20	0.00	1,27,499.00	1,27,499.00	0.00	3784408.20	15%	2803516.92	1,37,571.27	2941088.19	843320.01
Electrical Circuit & Network Lab	26,495.00					26495.00	15%	21039.21	818.37	21857.58	4637.42
Electrical Illumination Engg. Lab	43,556.00					43556.00	15%	39216.57	2,151.21	31367.78	12190.22
Electrical Lab Equipment	6,89,460.00		79060.00	79060.00		768520.00	15%	627173.17	15,272.52	642445.69	126074.31
Electrical Machine Lab Equipment	4,99,549.00		48439.00	48439.00		547988.00	15%	268190.19	38,336.75	306526.94	241461.06
Electrical Measurement Lab	4,56,660.00					456660.00	15%	362508.82	14,172.68	376631.50	80028.50
Electrical Utilization, Traction & Heating	1,63,568.00					163568.00	15%	12567.67	568.28	13135.92	3220.08
Electrical Instrumentation & Control Lab for ETC	84,443.00					84443.00	15%	63158.83	3,192.89	66351.46	18091.54
Microprocessor & Its Application Lab	9,06,331.00					906331.00	15%	769093.43	20,385.64	789679.07	116651.93
Non-Con. (Renewal Energy Power Lab)	3,06,094.00					306094.00	15%	103211.31	30,117.37	135428.98	170665.12
Power System Lab	2,88,470.20					288470.20	15%	258303.30	4,525.04	262828.34	25841.87
Switch Gear Protection Lab Equipment	3,39,493.00					339493.00	15%	286954.22	7,880.82	294835.04	44657.96
Electronics & Telecommunication Lab	45,83,515.80	0.00	0.00	0.00	0.00	4583515.80	15%	3947018.15	95,474.65	4042492.80	541023.00
Analog Electronic Lab	4,42,318.00					442318.00	15%	801987.65	21,049.55	823037.20	119280.80
Analog Electronic Lab II	63,520.00					63520.00	15%	53687.58	1,474.86	55162.44	8357.56
Basic Electronics Lab	55,190.00					55190.00	15%	47722.52	1,112.62	48835.14	6304.86
Communication Engg Lab	2,67,611.00					267611.00	15%	218357.00	7,388.10	225745.10	41865.90
Communication Lab-2	12,92,281.00					1292281.00	15%	1122075.48	25,530.83	1147606.31	144874.69
Communication Lab- III	71,000.00					71000.00	15%	60009.73	1,648.54	61658.27	9341.73
Consumer Electronics Lab	1,46,386.00					146386.00	15%	126064.16	3,048.28	129112.44	17273.56
Digital Electronics Lab	3,24,117.00					324117.00	15%	281482.84	6,395.12	287877.96	36239.04
Electronics Measurement Lab	2,32,960.00					232960.00	15%	202636.98	4,548.45	207185.43	25774.57
Industrial Electronic Lab-I	3,62,212.20					362212.20	15%	310141.82	7,610.56	317952.38	44259.82
Industrial Electronics Lab-II	2,20,091.00					220091.00	15%	198477.08	4,442.09	202919.17	25171.83
Micro Processor Lab-2	2,50,816.60					250816.60	15%	222074.62	4,311.30	226385.92	24430.68
Network Analysis Lab	98,954.00					98954.00	15%	81934.01	2,533.00	84467.01	14466.99
Printed Circuit Board	2,48,039.00					248039.00	15%	220316.48	4,161.35	224476.03	23580.97
Mechanical Lab	16,34,275.00	60180.00	0.00	60180.00	0.00	1694455.00	15%	1302677.95	58,736.56	1361614.31	332840.49
Automobile Engg Lab	90,042.00					90042.00	15%	76553.05	2,021.54	78586.59	11453.41
Advanced Manf. Process Lab.	8,18,696.00	60180.00		60180.00		878876.00	15%	628726.97	37,322.35	666249.32	212626.68
Fluid Mechanics and Fluid Machine Lab	3,55,801.00					355801.00	15%	300860.13	8,239.93	309108.06	46692.94
Heat Power Lab	2,86,006.00					286006.00	15%	226998.74	8,651.09	235649.83	50156.17
Mechanical Metrology Lab	83,730.00					83730.00	15%	69719.06	2,101.64	71820.70	11509.30
Science & Humanity	17,48,422.75	8943.00	0.00	8943.00	0.00	1757365.75	15%	1444271.00	46,964.21	1491235.21	266136.54
Chemistry Lab Equipment	2,84,379.90	3493.00		3493.00		288072.90	15%	251474.58	5,489.75	256964.33	31108.57
Environmental Lab	56,069.00					56069.00	15%	48040.24	1,204.31	49244.55	6824.45
Language Lab Equipment	11,62,990.00	3350.00		3350.00		1166340.00	15%	943231.60	33,466.26	975497.86	189421.14
Physics Lab Equipment	2,44,783.85	2100.00		2100.00		246883.85	15%	201524.58	6,803.89	208328.47	38553.88

Conf....

[Signature]
Secretary
Bandel Educational
Foundation

[Signature]
President
Bandel Educational
Foundation

[Signature]
Treasurer
Bandel Educational
Foundation

Description of Assets	Opening GB	Additions	Additions	Total Additions	Damage/Sale	Closing GB	Depreciation	Opening Dep	Depreciation	Closing Dep	Net Book
	as on 01.04.2024	01.04.24 to 31.03.24	01.10.24 to 31.03.25	as on 31.03.2025	01.04.24 to 31.03.25	as on 31.03.25	Rate	up to 31.03.24	01.04.24 to 31.03.25	as on 31.03.25	31.03.2025
Page -3											
Work Shop	39,10,083.75	0.00	11202.00	11202.00	0.00	3921265.75	15%	3291806.04	93,581.81	3385387.85	535897.90
Carpentry Shop Equipment	2,74,494.50			0.00		2,74,484.50	15%	2,36,79.40	5,745.77	2,41,925.17	3,25,59.34
Electrical Workshop-2	35,624.00			0.00		35,626.00	15%	30,930.77	704.28	31,635.05	3,990.95
Electrical Workshop Equipment	3,28,489.75			0.00		3,28,485.75	15%	2,87,436.69	6,157.36	2,93,594.05	3,48,91.70
Electronics Workshop Equipments	18,779.50			0.00		18,779.50	15%	1,68,34.97	291.68	1,71,26.65	1,652.88
Fitting Shop Equipment	1,94,381.00			0.00		1,94,361.00	15%	1,69,722.13	3,698.83	1,73,420.96	2,09,60.04
Mechanical Foundry Shop Equip.	1,93,205.00			0.00		1,93,205.00	15%	1,63,281.07	4,488.59	1,67,769.66	2,54,35.34
Mechanical Machine Shop Equipment	21,13,016.00		11,202.00	11,202.00		22,24,218.00	15%	18,99,737.47	47,831.93	19,47,569.40	27,6648.60
Mechanical Welding Shop	6,52,106.00			0.00		6,52,106.00	15%	48,7683.54	24,663.37	51,2346.91	1,39,759.09
Survey Stars	20,79,126.50			0.00	0.00	20,79,126.50	15%	17,90,761.68	43,329.72	18,34,091.40	2,45,535.10
Building & Construction	9,57,28,528.65	160000.00	518091.00	6,78,091.00	0.00	96,40,661,9.65	5%	59,51,04,52.20	18,31,836.10	61,34,2308.30	3,50,6431.35
Electrical Installation	60,30,493.35	248,963.00		248,963.00	0.00	62,99,456.35	10%	48,13,581.23	1,48,587.51	49,62,168.74	1,33,7287.61
Land & Land Development	81,98,630.00	0.00	0.00	0.00	0.00	81,98,630.00	0%	0.00	0.00	0.00	81,98,630.00
Land of Nalbariga- Deed No-1-04573	13,85,950.00			0.00	0.00	13,85,950.00	0%	0.00	0.00	0.00	13,85,950.00
Land of Nalbariga- Deed No -1-04574	80,460.00			0.00	0.00	80,460.00	0%	0.00	0.00	0.00	80,460.00
Land of Panchoxhi -Deed No-1-01523	1,400.00			0.00	0.00	1,400.00	0%	0.00	0.00	0.00	1,400.00
Land of Panchoxhi -Deed No-1-03663	27,36,400.00			0.00	0.00	27,36,400.00	0%	0.00	0.00	0.00	27,36,400.00
Land of Panchoxhi -Deed No-1-03988	68,750.00			0.00	0.00	68,750.00	0%	0.00	0.00	0.00	68,750.00
Land of Panchoxhi -Deed No-1-04467	2,32,410.00			0.00	0.00	2,32,410.00	0%	0.00	0.00	0.00	2,32,410.00
Land of Panchoxhi -Deed No-1-04468	1,04,210.00			0.00	0.00	1,04,210.00	0%	0.00	0.00	0.00	1,04,210.00
Land -Deed No 1-07893-Sumitra Singh Hazra	6,30,010.00			0.00	0.00	6,30,010.00	0%	0.00	0.00	0.00	6,30,010.00
Other Land & Land Development	29,59,040.00			0.00	0.00	29,59,040.00	0%	0.00	0.00	0.00	29,59,040.00
Smart Class Room Instruments	7,35,821.00			0.00		7,35,821.00	10%	30,27,32.83	43,308.82	34,60,41.65	38,97,79.35
Library	37,46,820.00	6,242.00	6,047.00	12,289.00	0.00	37,58,309.00	10%	26,97,935.78	1,05,969.46	28,03,905.24	9,54,403.76
Library Books	36,30,122.00	6,242.00	6,047.00	12,289.00		36,42,416.00	10%	25,86,732.29	1,05,266.00	26,91,998.49	9,50,417.51
NPTEL Lab Equipment	1,15,893.00			0.00		1,15,893.00	15%	1,11,203.29	703.46	1,11,906.75	3,786.25
Survey Museum	50,700.00			0.00	0.00	50,700.00	10%	39,408.96	1,129.10	40,538.06	1,01,61.94
Vocational Assets	1,83,519.00			0.00	0.00	1,83,519.00	15%	0.00	0.00	0.00	1,83,519.00
Grand Total	16,19,08,221.09	11,40,330.00	8,75,221.00	20,15,551.00	53,705.76	16,38,70,066.33		10,43,64,612.67	39,10,201.72	10,82,74,814.33	5,55,95,252.30
2023-24	1,58,39,078.09	1,05,43,25.00	2,46,31,12.00	3,51,74,37.00	0.00	1,61,90,8221.09	0.00	1,00,34,110.48	4,02,35,12.13	1,04,36,461,2.62	5,75,43,608.77



[Signature]
Treasurer
Bandel Educational
Foundation

[Signature]
President
Bandel Educational
Foundation

[Signature]
Secretary
Bandel Educational
Foundation

